



An Roinn Coimirce Sóisialaí
Department of Social Protection

**Update on Payments Awarded for Covid-19 Pandemic Unemployment Payment And
Enhanced Illness Benefit - Statistics**

Published on Friday, 19th March 2021 – these statistics are provisional and are subject to revision.

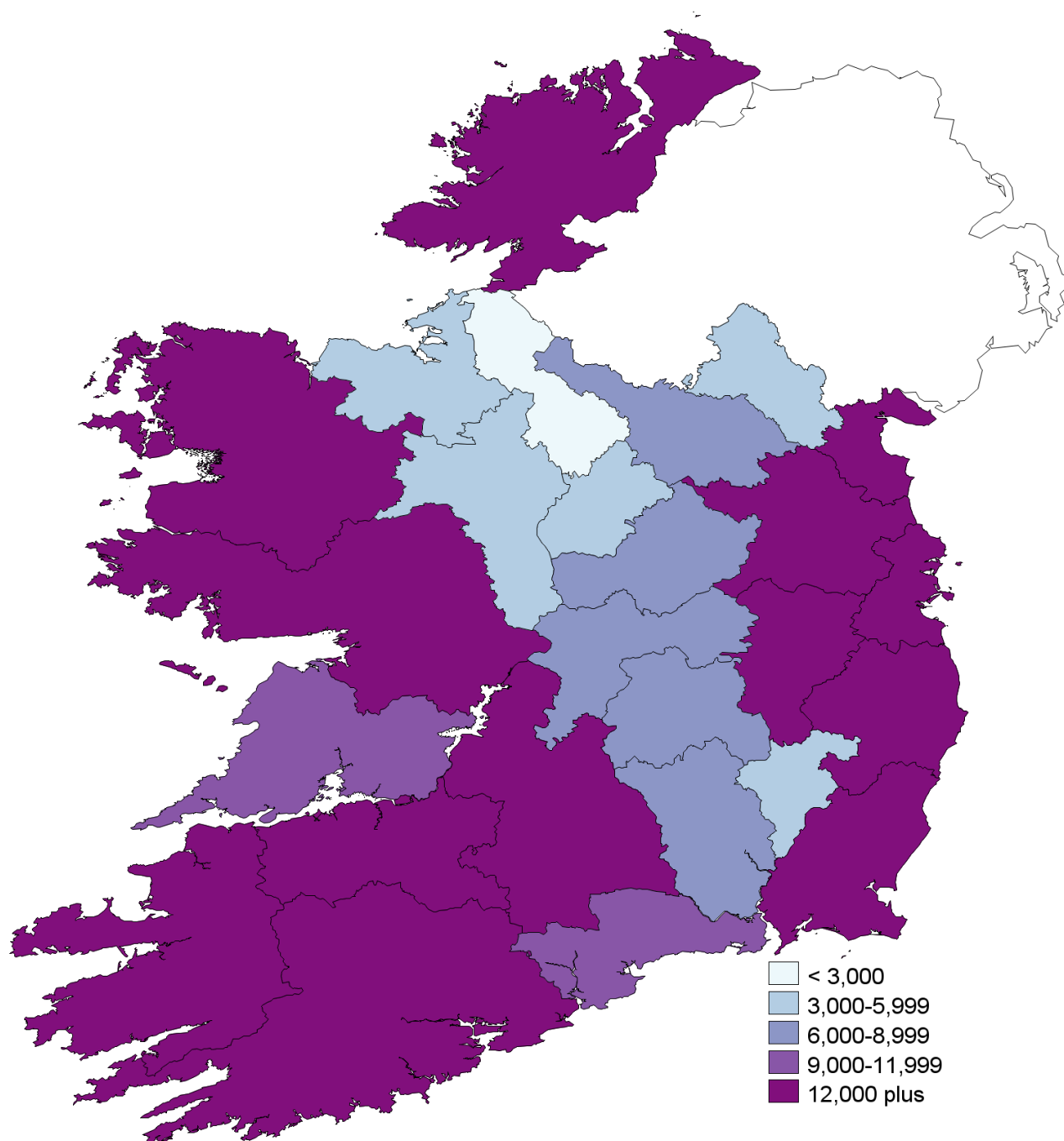
Analysis of Pandemic Unemployment Payments

There are 456,580 people in receipt of a Pandemic Unemployment Payment of which 206,557 are female and 250,023 are male.

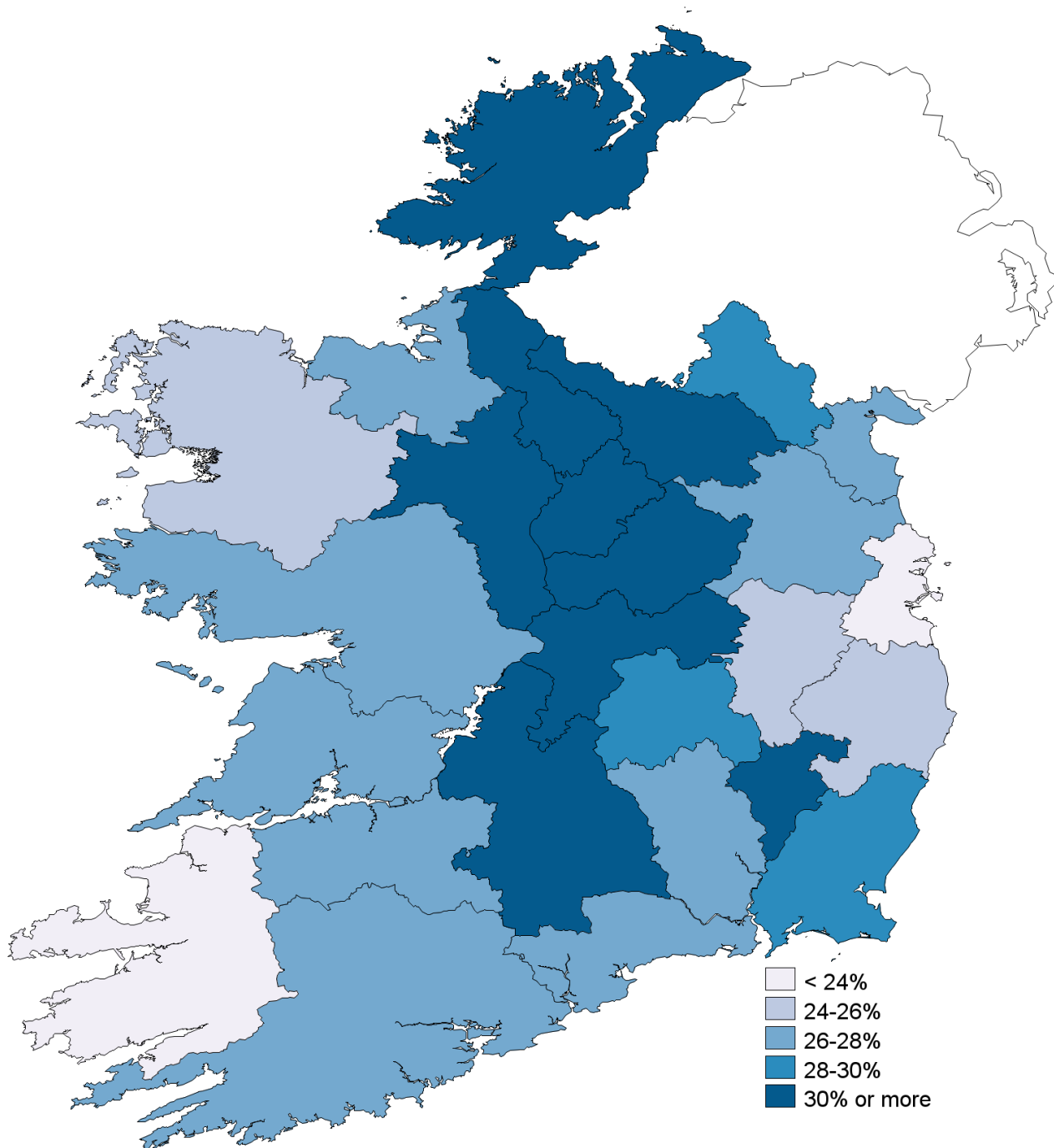
County Breakdown

County	Number of people who received at least one Pandemic Unemployment Payment since it was introduced	Number of people in receipt of Pandemic Unemployment Payment on 16th March	Number of people in receipt of a Pandemic Unemployment Payment at its peak in week commencing 4th May 2020
Carlow	10,014	4,611	7,114
Cavan	13,924	6,643	9,941
Clare	20,834	11,037	14,869
Cork	88,546	46,068	62,460
Donegal	29,565	15,504	22,594
Dublin	252,266	144,683	174,163
Galway	45,994	24,563	33,132
Kerry	30,457	17,665	22,217
Kildare	38,790	20,275	26,720
Kilkenny	16,286	8,401	11,491
Laois	13,752	6,930	9,700
Leitrim	5,357	2,812	4,044
Limerick	31,640	15,950	21,964
Longford	6,394	3,093	4,403
Louth	24,286	12,470	16,983
Mayo	22,639	12,277	16,381
Meath	37,217	19,718	26,614
Monaghan	12,730	5,988	8,284
Offaly	13,180	6,314	9,067
Roscommon	10,425	5,299	7,577
Sligo	10,652	5,629	7,725
Tipperary	25,427	12,294	18,515
Waterford	19,432	10,105	13,662
Westmeath	15,868	7,909	11,353
Wexford	28,940	14,486	20,441
Wicklow	25,277	13,781	18,502
County not included	4,344	2,075	2,184
Total	854,236	456,580	602,100

Total pandemic unemployment payments by county



% decrease in number of recipients of PUP payments since peak, by county



Pandemic Unemployment Payment Sector breakdowns

The sector with the highest number of people in receipt of the Pandemic Unemployment Payment this week is Accommodation and Food Service Activities (108,767) followed by Wholesale and Retail Trade (73,070) and Construction (57,269).

Sector Breakdown

Sector Breakdown	Number of people who received at least one Pandemic Unemployment Payment since it was introduced	Number of people in receipt of Pandemic Unemployment Payment on 16 th March	Number of people in receipt of a Pandemic Unemployment Payment at its peak in week commencing 4 th May 2020
Industrial Sector			
Agriculture, Forestry and Fishing; Mining and Quarrying	13,405	6,402	8,704
Manufacturing	63,420	24,874	39,554
Electricity, gas supply; Water supply, sewerage and waste management	3,475	1,615	2,150
Construction	108,376	57,269	84,169
Wholesale and Retail Trade; Repair of Motor Vehicles and motorcycles	143,779	73,070	94,240
Transportation and storage	25,637	12,076	18,130
Accommodation and food service activities	170,272	108,767	131,230
Information and communication activities	16,891	8,319	11,304
Financial and insurance activities	15,429	8,400	11,455
Real Estate activities	10,604	6,162	7,865
Professional, Scientific and Technical activities	35,072	15,979	24,199
Administrative and support service activities	71,329	40,059	44,986
Public Administration And Defence; Compulsory Social Security	14,723	7,226	10,354
Education	31,608	13,691	21,552
Human Health And Social Work activities	41,716	13,641	23,668
Arts, entertainment and recreation	19,470	12,862	14,211
Other Sectors e.g. hairdressing and beauty salons	48,293	35,185	39,090
Unclassified or unknown	20,737	10,983	15,239
Total	854,236	456,580	602,100

Note: The sector breakdowns are estimated from the NACE code of the last known employer.

Pandemic Unemployment Payment Rates breakdown by sector

Industrial Sector	Number of people in receipt of €350 on 16th March	Number of people in receipt of €300 on 16th March	Number of people in receipt of €250 on 16th March	Number of people in receipt of €203 on 16th March
Agriculture, Forestry and Fishing; Mining and Quarrying	3,118	1,121	1,011	1,152
Manufacturing	15,793	3,404	2,694	2,983
Electricity, gas supply; Water supply, sewerage and waste management	1,138	170	136	171
Construction	40,702	6,331	4,866	5,370
Wholesale and Retail Trade; Repair of Motor Vehicles and motorcycles	30,613	14,167	14,447	13,843
Transportation and storage	7,164	1,728	1,569	1,615
Accommodation and food service activities	45,461	22,605	21,642	19,059
Information and communication activities	4,525	1,099	1,176	1,519
Financial and insurance activities	4,314	1,141	1,240	1,705
Real Estate activities	2,822	1,079	1,067	1,194
Professional, Scientific and Technical activities	9,049	2,326	2,090	2,514
Administrative and support service activities	21,609	6,210	5,730	6,510
Public Administration And Defence; Compulsory Social Security	3,343	990	1,176	1,717
Education	5,464	2,292	2,705	3,230
Human Health And Social Work activities	5,797	2,477	2,589	2,778
Arts, entertainment and recreation	5,132	2,188	2,475	3,067
Other Sectors	14,449	7,011	6,595	7,130
Unclassified or unknown	2,359	1,034	1,495	6,095
Total	222,852	77,373	74,703	81,652

Note: The sector breakdowns are estimated from the NACE code of the last known employer.

Pandemic Unemployment Payment Age Profile

Age category	Number of people in receipt of Pandemic Unemployment Payment on 16 th March	Number of people in receipt of Pandemic Unemployment Payment on 9 th March
< 25	109,178	110,489
25-34	100,866	102,688
35-44	104,089	106,182
45-54	81,339	83,037
55+	61,108	62,464
Total	456,580	464,860

Pandemic Unemployment Payment Rates breakdown by gender

Gender	Number of people in receipt of €350 on 16 th March	Number of people in receipt of €300 on 16 th March	Number of people in receipt of €250 on 16 th March	Number of people in receipt of €203 on 16 th March
Male	146,001	36,805	31,660	35,557
Female	76,851	40,568	43,043	46,095
Total	222,852	77,373	74,703	81,652

Pandemic Unemployment Payment Rates breakdown by age

Age category	Number of people in receipt of €350 on 16 th March	Number of people in receipt of €300 on 16 th March	Number of people in receipt of €250 on 16 th March	Number of people in receipt of €203 on 16 th March
< 25	28,369	24,737	28,772	27,300
25-34	58,202	17,766	12,589	12,309
35-44	61,164	14,663	12,880	15,382
45-54	45,008	11,415	11,071	13,845
55+	30,109	8,792	9,391	12,816
Total	222,852	77,373	74,703	81,652

Analysis of People who Closed their PUP Claim to Return to Work

Around 10,073 people who have closed their account for return to work since 5th March. Of these 6,284 are male and 3,789 are female.

County	Number of people who closed their PUP payment to return to work in week up to 16 th March	Number of people who closed their PUP payment to return to work in week up to 9 th March	Number of people who closed their PUP payment to return to work in week up to 2 nd March
Carlow	122	118	138
Cavan	155	164	209
Clare	237	257	198
Cork	1,075	1,067	992
Donegal	339	382	299
Dublin	2,466	2,149	2,372
Galway	513	432	450
Kerry	315	298	260
Kildare	484	425	493
Kilkenny	207	221	160
Laois	186	174	160
Leitrim	64	68	61
Limerick	388	355	325
Longford	84	97	77
Louth	283	287	263
Mayo	348	282	252
Meath	518	474	444
Monaghan	163	170	156
Offaly	211	187	172
Roscommon	177	122	112
Sligo	127	124	104
Tipperary	362	330	240
Waterford	272	226	194
Westmeath	177	185	191
Wexford	415	415	415
Wicklow	295	265	245
County not included	90	98	96
Total	10,073	9,372	9,078

Closed Pandemic Unemployment Payments - Sector Breakdown

The top three sectors from which employees closed their Pandemic Unemployment Payment to return to work are Construction (2,134), Wholesale and Retail Trade (1,469), and Accommodation and Food Service activities (1,141).

Sector Breakdown

	Number of people who closed their PUP payment to return to work in week up to 16 th March	Number of people who closed their PUP payment to return to work in week up to 9 th March	Number of people who closed their PUP payment to return to work in week up to 2 nd March
Industrial Sector			
Agriculture, Forestry and Fishing; Mining and Quarrying	189	182	192
Manufacturing	948	901	1,015
Electricity, gas supply; Water supply, sewerage and waste management	66	58	56
Construction	2,134	1,958	2,078
Wholesale and Retail Trade; Repair of Motor Vehicles and motorcycles	1,469	1,210	1,295
Transportation and storage	409	734	528
Accommodation and food service activities	1,141	896	870
Information and communication activities	145	136	151
Financial and insurance activities	161	175	146
Real Estate activities	87	89	84
Professional, Scientific and Technical activities	344	299	344
Administrative and support service activities	932	884	887
Public Administration And Defence; Compulsory Social Security	248	311	272
Education	545	608	293
Human Health And Social Work activities	718	484	469
Arts, entertainment and recreation	140	91	78
Other Sectors e.g. hairdressing and beauty salons	295	281	229
Unclassified or unknown	102	75	91
Total	10,073	9,372	9,078

Note: The sector breakdowns are estimated from the NACE code of the last known employer.

Closed Pandemic Unemployment Payments – Age Profile

Age category	Number of people who closed their PUP payment to return to work in week up to 16th March	Number of people who closed their PUP payment to return to work in week up to 9th March	Number of people who closed their PUP payment to return to work in week up to 2nd March
< 25	1,635	1,381	1,603
25-34	2,397	2,027	2,194
35-44	2,594	2,399	2,288
45-54	2,041	1,982	1,769
55+	1,406	1,583	1,224
Total	10,073	9,372	9,078

Analysis of COVID-19 Enhanced Illness Benefit

To date, 141,935 people have been medically certified for receipt of a Covid-19 related Illness Benefit payment; 76,477 are female and 65,458 are male.

Some 2,700 people are currently in receipt of an Enhanced Illness Benefit payment.

County Breakdown (based on the county recorded on the Illness Benefit certificate)

County	Total Number of people who have been medically certified for receipt of Enhanced Illness Benefit since it was introduced	Number of people who are currently receiving an Enhanced Illness Benefit payment 11 th March
Carlow	2,037	60
Cavan	3,440	46
Clare	2,924	63
Cork	15,189	195
Donegal	4,233	84
Dublin	39,146	765
Galway	8,313	161
Kerry	3,235	48
Kildare	6,160	115
Kilkenny	3,243	46
Laois	2,565	53
Leitrim	610	14
Limerick	5,425	127
Longford	1,170	32
Louth	4,369	111
Mayo	3,745	81
Meath	5,948	126
Monaghan	3,079	45
Offaly	2,169	72
Roscommon	1,843	24
Sligo	1,483	31
Tipperary	4,738	91
Waterford	4,800	89
Westmeath	2,206	52
Wexford	5,196	90
Wicklow	3,617	54
Other	1,052	25
Total	141,935	2,700

Covid-19 Enhanced Illness Benefit - Sector Breakdown

The sectors with the highest number of people who have been medically certified for receipt of a Covid-19 Illness Benefit payment to date are Wholesale and Retail Trade (31,072) and Human Health and Social Work (26,184), followed by Manufacturing (19,404).

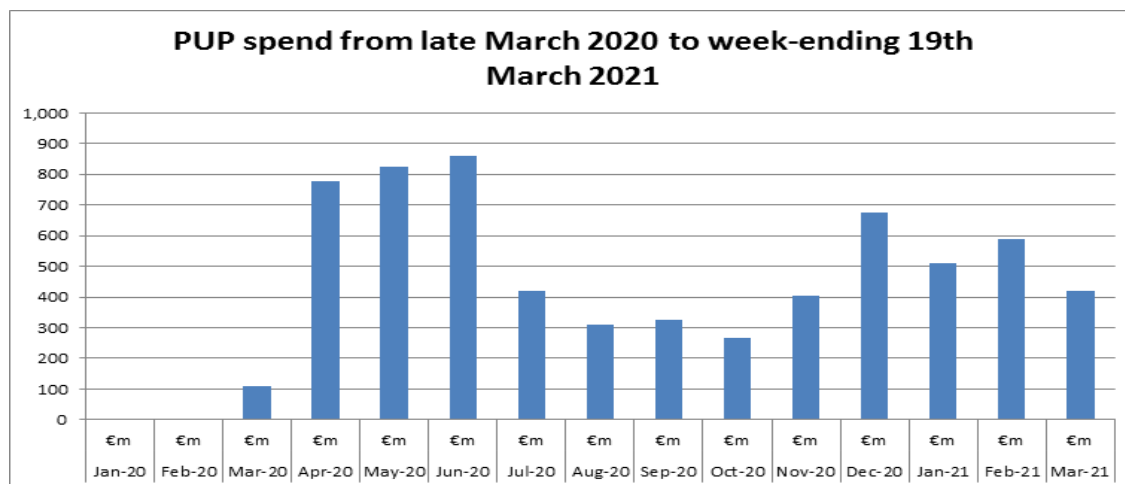
Sector Breakdown	Number of people who have been medically certified for receipt of Enhanced Illness Benefit to 16 th March	Number of people who have been medically certified for receipt of Enhanced Illness Benefit to 9 th March	Number of people who have been medically certified for receipt of Enhanced Illness Benefit to 2 nd March
Industrial Sector			
Agriculture, Forestry and Fishing; Mining and Quarrying	1,833	1,794	1,759
Manufacturing	19,404	19,204	18,944
Electricity, gas, steam supply; Water supply; Sewerage, waste management	776	767	756
Construction	7,093	7,005	6,929
Wholesale and Retail Trade; Repair of Motor Vehicles and motorcycles	31,072	30,697	30,309
Transportation and storage	5,570	5,495	5,414
Accommodation and food service activities	8,107	8,034	7,934
Information and communication activities	2,459	2,424	2,393
Financial and insurance activities	5,222	5,166	5,086
Real Estate activities	1,114	1,093	1,086
Professional, Scientific and Technical activities	5,007	4,898	4,816
Administrative and support service activities	12,257	12,065	11,884
Public Administration And Defence; Compulsory Social Security	5,553	5,498	5,452
Education	3,928	3,879	3,837
Human Health And Social Work activities	26,184	25,901	25,609
Arts, entertainment and recreation	1,191	1,184	1,166
Other Sectors e.g. hairdressing and beauty salons	4,310	4,277	4,240
Unclassified or unknown	855	868	842
Total	141,935	140,249	138,456

Note: The sector breakdowns are estimated from the NACE code of the last known employer.

Enhanced Illness Benefit Age Profile

Age category	Number of people who have been medically certified for receipt of Enhanced Illness Benefit to 16 th March	Number of people who have been medically certified for receipt of Enhanced Illness Benefit to 9 th March	Number of people who have been medically certified for receipt of Enhanced Illness Benefit to 2 nd March
< 25	23,104	22,827	22,555
25-34	35,971	35,580	35,142
35-44	36,866	36,438	35,985
45-54	27,903	27,541	27,188
55+	18,091	17,863	17,586
Total	141,935	140,249	138,456

Spend on Pandemic Unemployment Payment to date - €6.3 billion



*2 weeks in month

**4 weeks in month

***5 weeks in month

Christmas Bonus was paid in December 2020.

Spend on Enhanced Illness Benefit to date - €88 million

