



An Roinn Coimirce Sóisialaí  
Department of Social Protection

# Quarterly Statistical Report

Quarter 4 2021

Published  
Enquiries

27-01-2022  
[statsunit@welfare.ie](mailto:statsunit@welfare.ie)



## Background

The quarterly statistical report provides summary information on Income and Expenditure as well as total recipients of the main schemes administered by the Department of Social Protection.

The quarters referenced in this report cover the following periods

	Period
Quarter 1	January 1st - March 31st
Quarter 2	April 1st - June 30th
Quarter 3	July 1st - September 30th
Quarter 4	October 1st - December 31st

These statistics may be subject to revision and should be considered as provisional.

### Classifications

The schemes in the report are grouped into programmes according to the social need they address. The programmes and their associated main schemes are set out in the table below.

Programme	Schemes	
Pensions	State Pension Contributory Widow(er)'s Contributory Pension	State Pension Non-Contributory
Working Age Income Supports	Jobseeker's Benefit Jobseeker's Benefit for the Self employed Maternity Benefit Paternity Benefit Parent's Benefit	Jobseeker's Allowance One Parent Family Payment Widow(er)'s Non-Contributory Pension Pandemic Unemployment Payment
Illness Disability and Caring	Carer's Benefit Invalidity Pension Illness Benefit	Carer's Allowance Disability Allowance
Children	Child Benefit Working Family Payment	Back to Work Family Dividend

## Table of Contents

Background.....	2
Overall Expenditure.....	3
Programme Expenditure.....	4
Pensions.....	5
Working Age Income Supports.....	6
Illness, Disability, and Caring.....	7
Children and Supplementary Payments.....	8
Notes.....	14

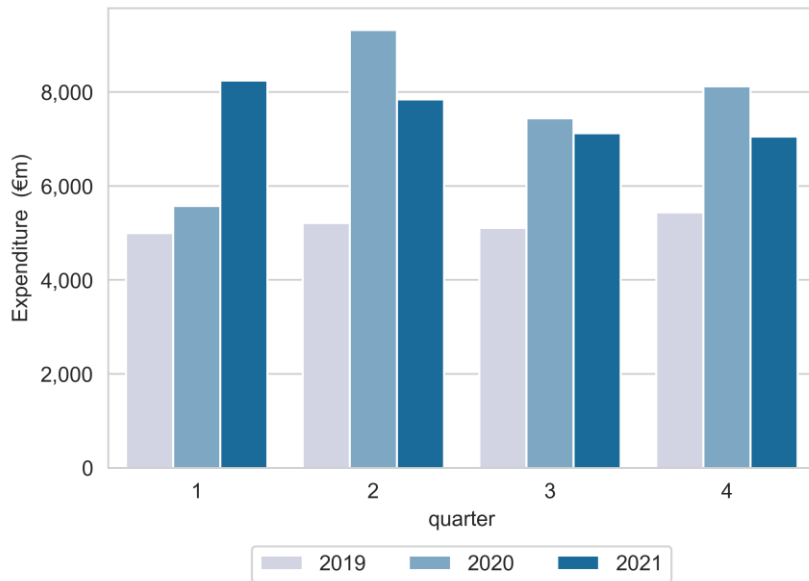
### Other Statistics issued by the Department of Social Protection

The Department also produces additional statistical reports which can be viewed at [www.gov.ie/dsp/statistics](http://www.gov.ie/dsp/statistics)



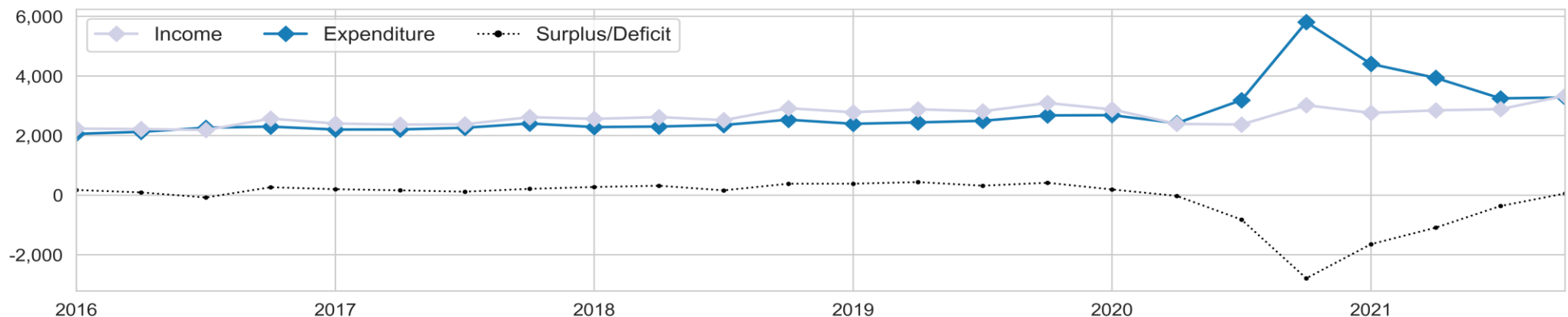
## Overall Expenditure

Figure 1: Expenditure (€m) by quarter



- The overall expenditure of the Department of Social Protection for 2021 was €30.3 billion. This was €193 million, or 1%, lower than in 2020.
- The total expenditure for the Department in Quarter 4 2021 was €7.1 billion, around €71 million less compared to Quarter 3 2021, and €1.1 billion less compared to the same quarter in 2020.
- Expenditure on Social Assistance schemes between January and December 2021 was an estimated €15.4 billion, a decrease of -6% or €964 million compared to the same period last year.
- Expenditure on schemes financed from Social Insurance between January and December 2021 was an estimated €14.9 billion, an increase of €771 million or 5% compared to the same period last year due to the Pandemic Unemployment Payment and Enhanced Illness Benefit schemes.
- The Social Insurance Fund (SIF) recorded a current account surplus of €59 million for Quarter 4 2021. As a result, the SIF recorded a deficit of €3 billion for the 12 months of 2021, of which €2.6 billion in Exchequer subvention was required.

Figure 2: Quarterly Social Insurance Fund Income and Expenditure (€m)

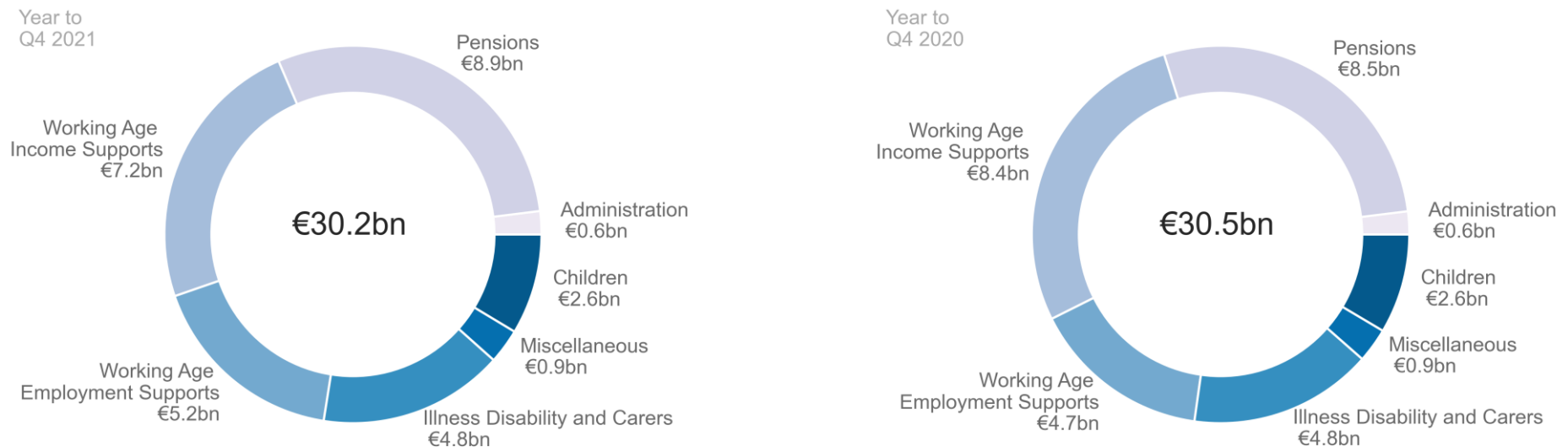




## Programme Expenditure

- Expenditure on Working Age Income Support payments for the full year 2021 was €7.2 billion, a decrease of €1.1 billion (13%) compared to the same period in 2020.
- Spending on Working Age Employment Support schemes was recorded at €5.2 billion to the end of December 2021, a year-on-year increase of €454 million or 10%. This is due primarily to costs associated with the Employee Wage Subsidy Scheme.
- Child related payments amounted to €2.6 billion for this year, resulting in a slight decrease of 2% or €49 million from the same period last year.
- Pension payments saw an annual increase of €451 million, or 5%, with expenditure to the end of Quarter 4 2021 estimated at €8.9 billion.
- From January to December 2021, €8.7 billion has been paid on Covid-19-related supports, of which €1.3 billion was expended in the fourth quarter of 2021.
- The estimated expenditure breakdown of the main Covid-19 related supports for the full 12 months of 2021 was as follows; Pandemic Unemployment Payment (€4billion), Employment Wage Subsidy Scheme (€4.6 billion), and Enhanced Illness Benefit (€106 million).

Figure 3: Expenditure to date by Social Protection Programme (€): This period and same period last year





## Pensions

- Some 692,813 people received payments across the main Pension schemes in Quarter 4 2021, a year-on-year increase of 3% (20,037) compared to Quarter 4 2020.
- The main increase in pension related payments occurred for the State Pension Contributory (SPC) scheme, which recorded a 4% year-on-year growth in recipients, from 451,910 to 470,814,
- The mean rate of payment for all Pensions schemes was €262 per week. Across the schemes the average weekly payment was €271 for SPC, €242 for SPNC, and €274 for WCP.
- Around 60% of people on the SPC were male, while females accounted for 60% of SPNC recipients and 85% of WCP recipients.

Figure 4: Pension recipients by year and by scheme

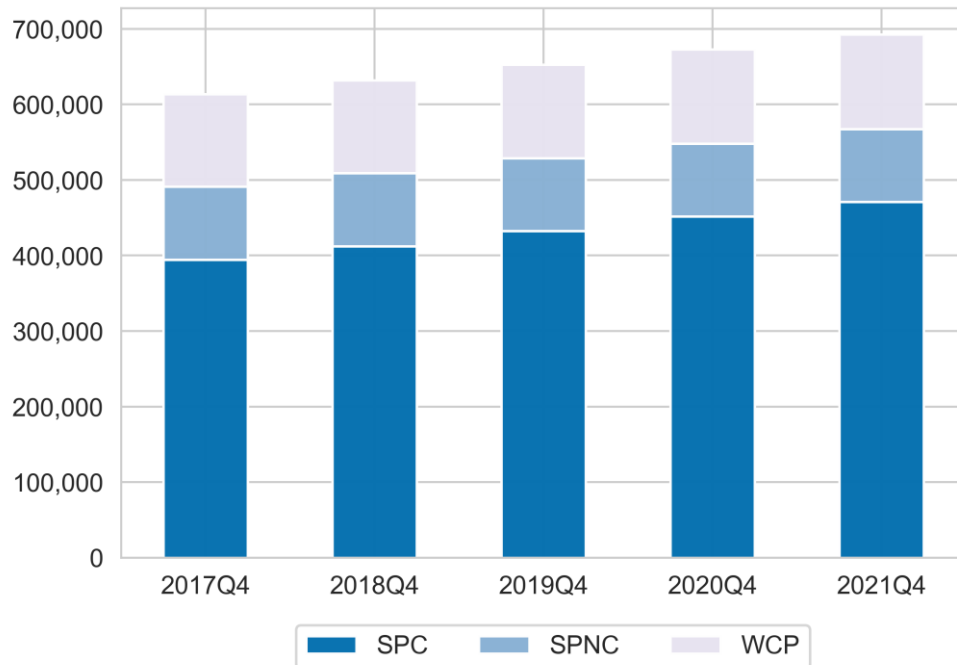
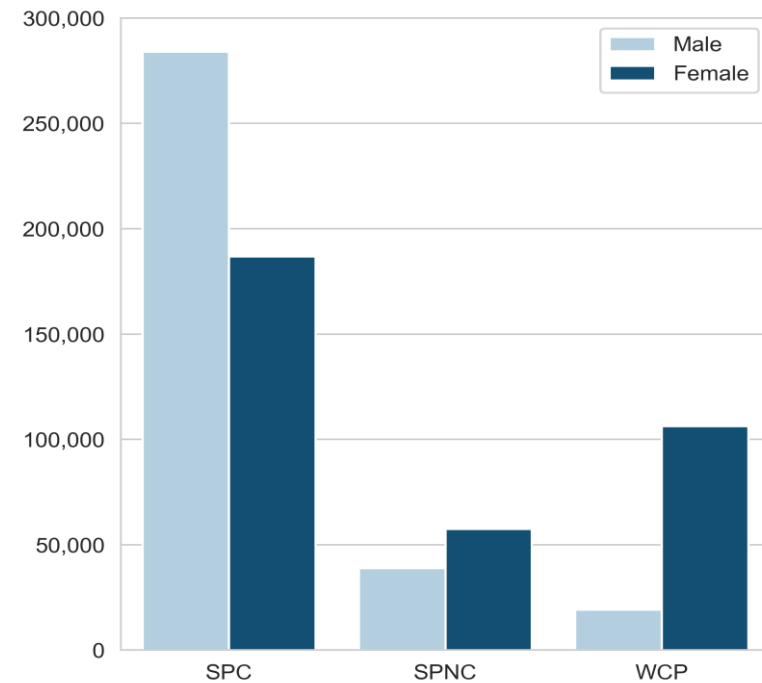


Figure 5: Pension recipients this quarter by sex and by scheme





## Working Age Income Supports

- A total of 111,337 people received at least one Pandemic Unemployment Payment (PUP) in Quarter 4 2021. This was 113,779 or 51%, lower than Quarter 3 2021, and down by 77% compared to the 493,868 people who received this payment in Quarter 4 2020.
- The average weekly payment was €266 for PUP, €236 for Jobseeker's Allowance and €197 for Jobseeker's Benefit in Quarter 4 2021.
- The total number of people in receipt of Jobseeker's Benefit across Quarter 4 2021 was 60,490, an annual decrease of 2%, while the numbers availing of Jobseeker's Allowance totalled 149,956, a 12% decrease compared to one year previously.
- There were 32,704 recipients of Maternity Benefit and 8,410 recipients of Paternity Benefit in the quarter, while 17,191 people received payments from the Parent's Benefit scheme.

Figure 6: Jobseeker and Pandemic Unemployment Payment recipients

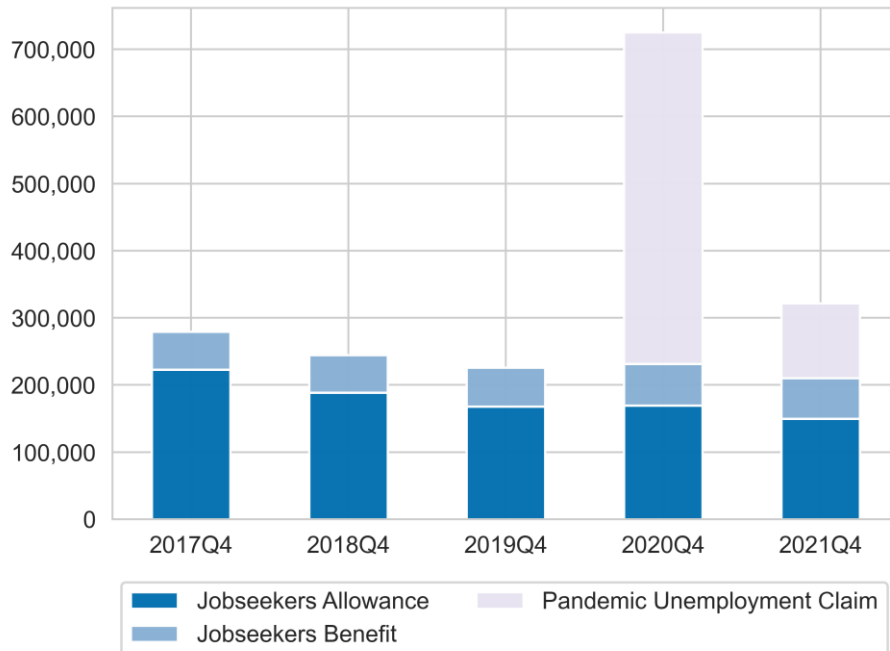
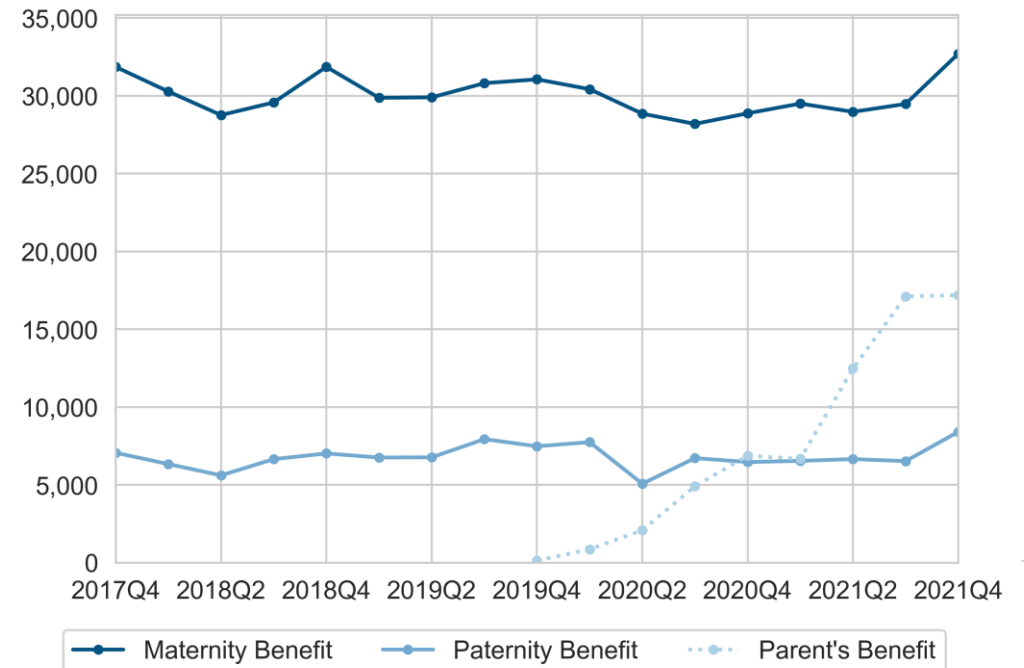


Figure 7: Maternity, Paternity, and Parent's Benefit recipients

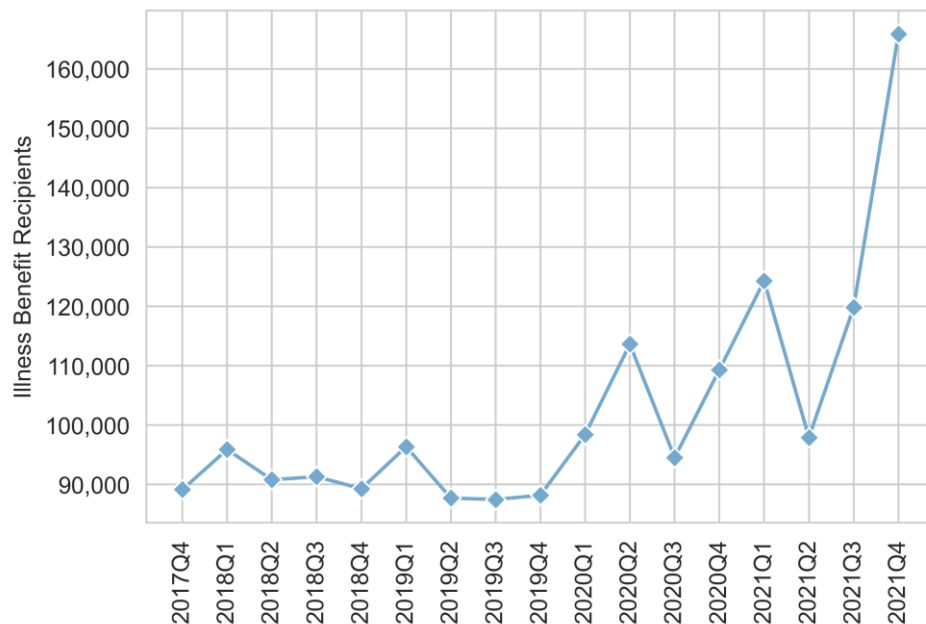




## Illness, Disability, and Caring

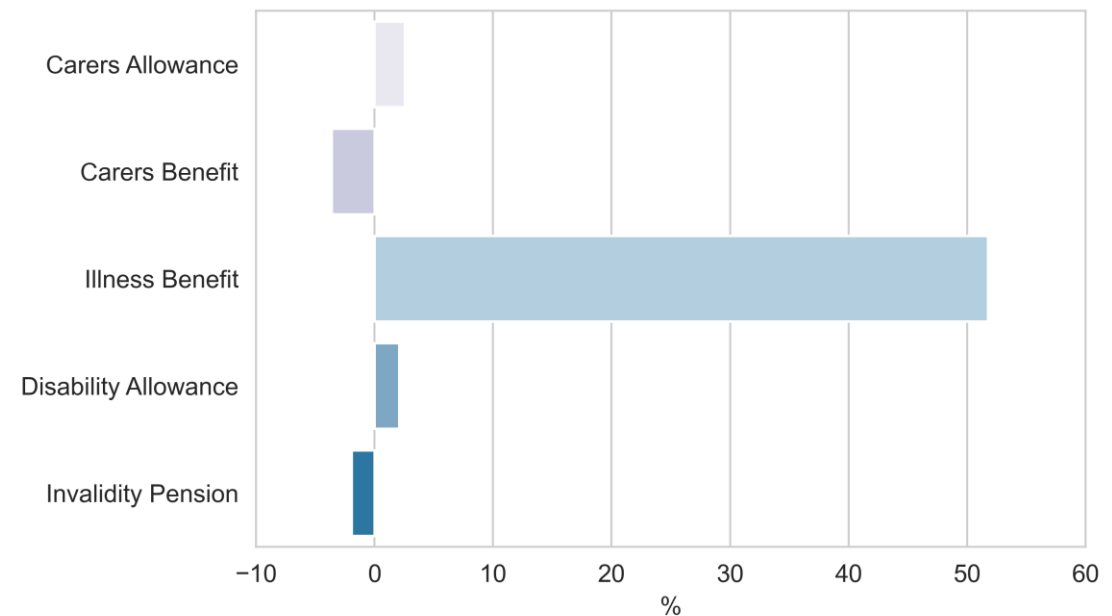
- The number of people paid Illness Benefit in Quarter 4 2021 was 165,871, an increase of 38% from the previous quarter, and up by almost 52% when compared to Quarter 4 2020.
- Of those in receipt of Illness Benefit, 64,696 people received the Enhanced Illness Benefit (EIB) in the last quarter. This was an increase of 35,882 or 126%, from the 28,814 people who received EIB in Quarter 3 2021.

**Figure 8: Trends in recipient numbers – Illness Benefit**



- There were 157,448 people in receipt of Disability Allowance in the fourth quarter of 2021, an increase of 3,188 (2%) on the year before. The average weekly payment received on this scheme was €240.
- The total number of people receiving Carer's payments in Quarter 4 2021 was 97,118, a rise of 2,320 (3%) from Quarter 4 2020. On average, Carer's Allowance recipients received a payment of €212, while Carer's Benefit recipients received a payment of €269.

**Figure 9: Annual Change (%) in recipient numbers by scheme**

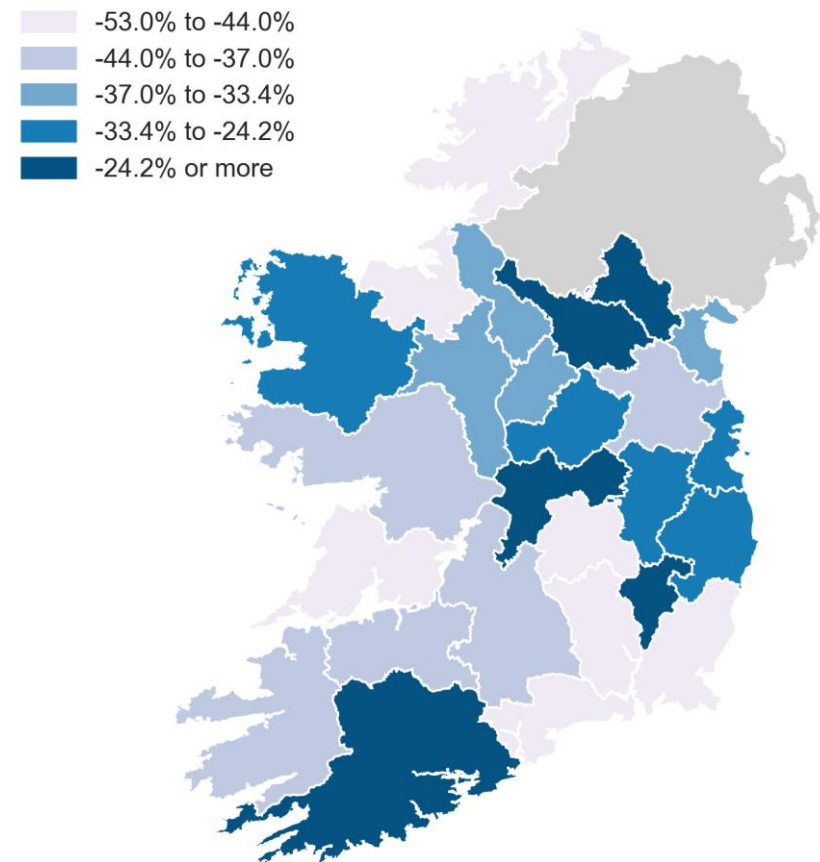




## Children and Supplementary Payments

- In the last quarter a total of 639,125 families received Child Benefit payments, up by 1,814 compared to Quarter 4 2020.
- Around 98% (629,142) of recipients of Child Benefit were female, while 2% (9,983) were male.
- Year-on-year, the number of people in receipt of the Working Family Payment decreased by 4% to 49,859. The average payment for this scheme was €141.
- The number of recipients of Rent Supplement in Quarter 4 2021 totalled 14,420, a 30% decrease (-6,049) compared to the fourth quarter of 2020.
- There were 220,355 people receiving direct payments from the Household Benefits Package<sup>[1]</sup> in the quarter, representing a year-on-year increase of 25,363 or 13%.

Figure 10: Annual change (%) in Rent Supplement recipients by county



[1] Includes recipients of cash payments only. Recipients who had payments made directly to their energy supplier as credit against their bills are not included.





## Quarterly Statistical Report

Table 1 Estimated Income and Expenditure in the Department of Social Protection (€m)

	Quarterly										Year to Date				
	Q4 2019	Q1 2020	Q2 2020	Q3 2020	Q4 2020	Q1 2021	Q2 2021	Q3 2021	Q4 2021	Jan-Dec 2019	Jan-Dec 2020	Jan-Dec 2021	Change (2021 v 2020)	% Change (2021 v 2020)	
<b>Funding Basis</b>															
Social Assistance Expenditure (Vote 37) <sup>(a)</sup>	2,762	2,889	6,901	4,249	2,313	3,841	3,905	3,871	3,771	10,741	16,352	15,388	-964	-6%	
Social Insurance Fund Expenditure <sup>(b)</sup>	2,678	2,686	2,417	3,192	5,808	4,406	3,938	3,251	3,280	10,016	14,104	14,875	771	5%	
Social Insurance Fund Income <sup>(c)</sup>	3,096	2,879	2,394	2,373	3,019	2,763	2,849	2,888	3,339	11,579	10,665	11,839	1,174	11%	
Social Insurance Fund Deficit/Surplus <sup>(c-b)</sup>	416	193	-23	-819	-2,789	-1,643	-1,089	-363	59	1,563	-3,439	-3,036	403	12%	
Exchequer Subvention*	0	0	0	0	0	1,205	1,100	363	296	0	0	2,610	2,610	-	
<b>Social Protection Programme</b>															
Pensions	2,199	2,189	1,942	2,242	2,107	2,130	2,138	2,172	2,491	8,215	8,480	8,931	451	5%	
Working Age Income Supports	832	936	3,273	1,887	2,261	2,579	2,154	1,429	1,068	3,260	8,357	7,230	-1,127	-13%	
Working Age Employment Supports	186	194	1,855	1,169	1,498	1,332	1,294	1,360	1,184	711	4,716	5,170	454	10%	
Illness, Disability and Carers	1,151	1,152	1,281	1,151	1,185	1,119	1,316	1,156	1,227	4,506	4,770	4,818	48	1%	
Children	646	672	637	679	642	655	616	678	632	2,636	2,630	2,581	-49	-2%	
Supplementary & Miscellaneous	249	283	167	166	251	283	161	168	278	788	868	890	22	3%	
Administration	177	148	163	148	176	148	164	159**	171	641	636	642	6	1%	
<b>Total Expenditure <sup>(a+b)</sup></b>	<b>5,440</b>	<b>5,575</b>	<b>9,318</b>	<b>7,441</b>	<b>8,121</b>	<b>8,247</b>	<b>7,843</b>	<b>7,122</b>	<b>7,051</b>	<b>20,757</b>	<b>30,456</b>	<b>30,263</b>	<b>-193</b>	<b>-1%</b>	

\*The Exchequer subvention figures for Q1 2021, Q2 2021 and Q3 2021 have been revised from previous publications.

\*\*The Administration Expenditure for Q3 2021 published in the Q3 2021 Quarterly Statistical Report was revised from €160 million to €159 million.



## Quarterly Statistical Report

Table 2 Total Recipients per Quarter and mean payment amount

	Quarter									Mean Payment €
	Q4 2019	Q1 2020	Q2 2020	Q3 2020	Q4 2020	Q1 2021	Q2 2021	Q3 2021	Q4 2021	Q4 2021
<b>Pensions</b>										
State Pension Contributory	432,383	438,247	442,457	447,254	451,910	456,128	460,573	466,039	470,814	€271
State Pension Non Contributory	96,220	96,417	96,262	96,347	96,413	96,453	96,333	96,473	96,489	€242
Widow(er)'s Contributory Pension	123,957	124,422	124,285	124,382	124,453	124,786	125,073	125,254	125,510	€274
<b>Working Age Income Supports</b>										
Jobseeker's Allowance	168,066	165,417	153,303	170,548	169,514	157,280	158,189	157,808	149,956	€236
Jobseeker's Benefit	57,795	67,874	63,200	65,057	61,990	55,594	54,776	61,931	60,490	€197
Jobseeker's Benefit (Self-Employed)	302	1,144	1,546	1,240	882	573	436	475	616	€240
Pandemic Unemployment Payment		224,813	734,259	448,618	493,868	570,492	487,619	225,116	111,337	€266
Maternity Benefit	31,060	30,426	28,852	28,196	28,877	29,501	28,971	29,478	32,704	€258
Paternity Benefit	7,482	7,748	5,076	6,722	6,466	6,544	6,657	6,527	8,410	€287
Parent's Benefit	129	862	2,083	4,916	6,873	6,675	12,484	17,115	17,191	€254
One Parent Family Payment	41,711	42,124	41,369	41,592	41,940	41,401	41,188	41,791	41,943	€286
Widows Non Contributory Pension	1,392	1,388	1,358	1,344	1,320	1,315	1,288	1,248	1,199	€201

Note: Quarterly figures do not represent the numbers and values used by the Department when calculating the Outturn/Estimate for schemes. A yearly calculation is applied to incorporate any seasonal changes and/or adjustments that occur throughout the year on various schemes.



## Quarterly Statistical Report

Table 2 Total Recipients per Quarter and mean payment amount (continued)

	Quarter									Mean Payment €
	Q4 2019	Q1 2020	Q2 2020	Q3 2020	Q4 2020	Q1 2021	Q2 2021	Q3 2021	Q4 2021	Q4 2021
<b>Illness Disability and Caring</b>										
Carer's Allowance	85,800	88,000	89,036	89,716	90,684	91,353	91,648	92,675	93,004	€212
Carer's Benefit	3,735	3,938	4,086	4,328	4,268	4,213	4,168	4,347	4,114	€269
Disability Allowance	148,802	150,851	151,824	153,556	154,260	155,601	156,162	156,829	157,448	€240
Illness Benefit	88,181	98,403	113,632	94,517	109,309	124,303	97,900	119,810	165,871	€216
Invalidity Pension	59,385	59,925	60,148	60,375	60,467	60,690	60,195	59,905	59,300	€251
<b>Children</b>										
Back to Work Family Dividend	6,570	6,116	4,973	4,411	4,123	3,788	3,492	3,447	3,361	€70
Child Benefit	641,102	642,825	642,694	642,997	643,159	640,391	641,714	637,311	639,125	€277
Working Family Payment	57,241	57,257	54,883	52,753	52,100	50,322	48,892	49,575	49,859	€141
<b>Supplementary &amp; Miscellaneous</b>										
Rent Supplement	17,783	16,499	22,401	20,999	20,469	20,872	20,056	16,951	14,420	€200
Household Benefits <sup>[1]</sup>	174,281	177,404	180,557	186,119	194,992	200,524	205,470	210,732	220,355	-

Note: Quarterly figures do not represent the numbers and values used by the Department when calculating the Outturn/Estimate for schemes. A yearly calculation is applied to incorporate any seasonal changes and/or adjustments that occur throughout the year on various schemes.

[1] Includes recipients of cash payments only. Recipients who had payments made directly to their energy supplier as credit against their bills are not included.



## Quarterly Statistical Report

Table 3 Total recipients of the main Social Protection schemes, by quarter and sex

	Quarter									
	Q4 2020		Q1 2021		Q2 2021		Q3 2021		Q4 2021	
	Males	Females	Males	Females	Males	Females	Males	Females	Males	Females
<b>Pensions</b>										
State Pension Contributory	275,776	176,134	277,616	178,512	279,301	181,272	281,841	184,198	283,985	186,829
State Pension Non Contributory	38,570	57,843	38,706	57,747	38,701	57,632	38,870	57,603	38,968	57,521
Widow(er)'s Contributory Pension	18,853	105,600	18,908	105,878	19,053	106,020	19,150	106,104	19,219	106,291
<b>Working Age Income Supports</b>										
Jobseeker's Allowance	95,371	74,143	88,704	68,576	88,263	69,926	86,017	71,791	82,004	67,952
Jobseeker's Benefit	29,344	32,646	26,360	29,234	24,946	29,830	25,560	36,371	27,082	33,408
Jobseeker's Benefit (Self-Employed)	572	310	389	184	287	149	247	228	333	283
Pandemic Unemployment Payment	254,482	239,386	318,201	252,291	267,262	220,357	122,545	102,571	61,583	49,754
Maternity Benefit		28,877		29,501		28,971		29,478		32,704
Paternity Benefit	6,451	15	6,535	9	6,630	27	6,508	19	8,375	35
Parent's Benefit	2,078	4,795	1,736	4,939	2,945	9,539	5,341	11,774	5,576	11,615
One Parent Family Payment	529	41,411	528	40,873	523	40,665	533	41,258	523	41,420
Widows Non Contributory Pension	203	1,117	203	1,112	197	1,091	189	1,059	179	1,020



## Quarterly Statistical Report

Table 3 Total recipients of the main Social Protection schemes, by quarter and sex (continued)

	Quarter									
	Q4 2020		Q1 2021		Q2 2021		Q3 2021		Q4 2021	
	Males	Females	Males	Females	Males	Females	Males	Females	Males	Females
<b>Illness Disability and Caring</b>										
Carer's Allowance	21,179	69,505	21,287	70,066	21,257	70,391	21,373	71,302	21,404	71,600
Carer's Benefit	658	3,610	677	3,536	666	3,502	707	3,640	691	3,423
Disability Allowance	86,950	67,310	87,473	68,128	87,702	68,460	87,950	68,879	88,145	69,303
Illness Benefit	41,476	67,833	49,118	75,185	36,495	61,405	46,999	72,811	66,499	99,372
Invalidity Pension	25,064	35,403	25,079	35,611	24,800	35,395	24,589	35,316	24,262	35,038
<b>Children</b>										
Back to Work Family Dividend	1,219	2,904	1,093	2,695	1,033	2,459	1,028	2,419	983	2,378
Child Benefit	10,621	632,538	10,238	630,153	10,291	631,423	10,033	627,278	9,983	629,142
Working Family Payment	19,401	32,699	18,671	31,651	17,924	30,968	17,910	31,665	17,563	32,296
<b>Supplementary &amp; Miscellaneous</b>										
Rent Supplement	10,687	9,782	11,127	9,745	10,674	9,382	8,838	8,113	7,399	7,021
Household Benefits <sup>[1]</sup>	100,837	94,155	103,514	97,010	105,568	99,902	107,872	102,860	112,507	107,848

[1] Includes recipients of cash payments only. Recipients who had payments made directly to their energy supplier as credit against their bills are not included.



## Notes

### Methodology and quality considerations

The expenditure details in this report are based on estimates. The finalised expenditure information can be viewed in the latest Appropriation Accounts for Vote 37<sup>1</sup>, or the latest Annual Statistics Report<sup>2</sup>. Note that the estimated expenditure figures in this report may not add up exactly due to rounding.

When comparing to a previous quarter or previous year, the comparison can sometimes be impacted by the number of pay days that fall in a particular quarter. This may account for skews in expenditure and/or recipient totals in certain quarter periods.

The recipient totals were extracted from the Department's administrative systems, and include people who were issued at least one payment for a particular scheme in a given quarter. In the majority of cases the date in which the payment was made reflects the entitlement period .i.e. when the payment was issued the recipient's claim was open. However payments can be issued in respect to different entitlement periods (arrears payments). The figures produced in this report are calculated with reference to the date the payment was issued, and are therefore inclusive of arrears payments. Note that a person can be in receipt of payment for more than one scheme.

The recipient figures quoted in the Annual Statistics report are not directly comparable to the numbers shown in this publication. The Annual Statistics report counts only those awarded and in receipt of payment at a point in time (December 31<sup>st</sup>) to ensure comparability with a series of statistical reports dating back to 1983.

### Glossary of Terms

**Recipient:** A person receiving at least one Social Welfare payment in a given quarter period.

**Social Assistance:** payments funded from voted expenditure, which cover people who do not have sufficient PRSI contributions to qualify for the equivalent social insurance payments, or where entitlement to the social insurance payment has expired. These payments are typically means-tested.

**Social Insurance Fund:** a current account and an investment account managed by the Minister for Social Protection and the Minister for Finance, respectively. The current account consists of monies collected from people in employment, self-employment, and employer contributions. This money is then used to fund social insurance payments.

### Open Data

Each report in this series will be available in formats consistent with the Open Data Technical Framework<sup>3</sup>. Any open data produced by the Department will be accessed through the National Open Data portal at: <https://data.gov.ie/>

### Revisions

Revisions may occur as a result of changes in methodology, an update to a series or errors in the original data. Any significant revisions will be footnoted in the report and will describe the reason for the change and its impact on comparability (.i.e. with other schemes or over time).

1. Published by the Office of the Comptroller and Auditor General at: <https://www.audit.gov.ie/en/find-report/publications/appropriation%20accounts/>  
2. Available at: <https://www.gov.ie/dsp/statistics>  
3. Available at: <https://data.gov.ie/pages/opendatatechnicalframework>