



An Roinn Coimirce Sóisialaí
Department of Social Protection

Quarterly Statistical Report

Quarter 1 2022

Published
Enquiries

28-04-2022
statsunit@welfare.ie





Background

The quarterly statistical report provides summary information on Income and Expenditure as well as total recipients of the main schemes administered by the Department of Social Protection.

The quarters referenced in this report cover the following periods

	Period
Quarter 1	January 1st - March 31st
Quarter 2	April 1st - June 30th
Quarter 3	July 1st - September 30th
Quarter 4	October 1st - December 31st

These statistics may be subject to revision and should be considered as provisional.

Classifications

The schemes in the report are grouped into programmes according to the social need they address. The programmes and their associated main schemes are set out in the table below.

Programme	Schemes	
Pensions	State Pension Contributory Widow(er)'s Contributory Pension	State Pension Non-Contributory
Working Age Income Supports	Jobseeker's Benefit Jobseeker's Benefit for the Self employed Maternity Benefit Paternity Benefit Parent's Benefit	Jobseeker's Allowance One Parent Family Payment Widow(er)'s Non-Contributory Pension Pandemic Unemployment Payment
Illness Disability and Caring	Carer's Benefit Invalidity Pension Illness Benefit	Carer's Allowance Disability Allowance
Children	Child Benefit Working Family Payment	Back to Work Family Dividend

Table of Contents

Background.....	2
Overall Expenditure.....	3
Programme Expenditure.....	4
Pensions.....	5
Working Age Income Supports.....	6
Illness, Disability, and Caring.....	7
Children and Supplementary Payments.....	8
Notes.....	14

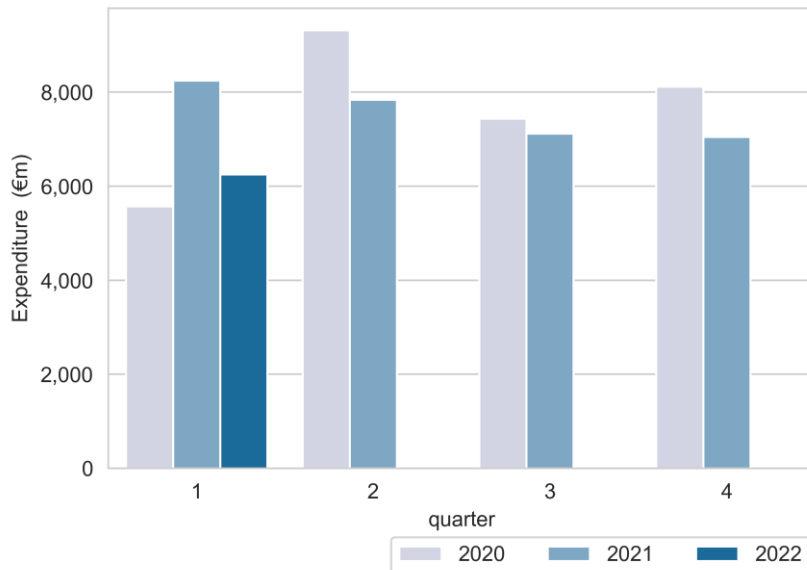
Other Statistics issued by the Department of Social Protection

The Department also produces additional statistical reports which can be viewed at www.gov.ie/dsp/statistics



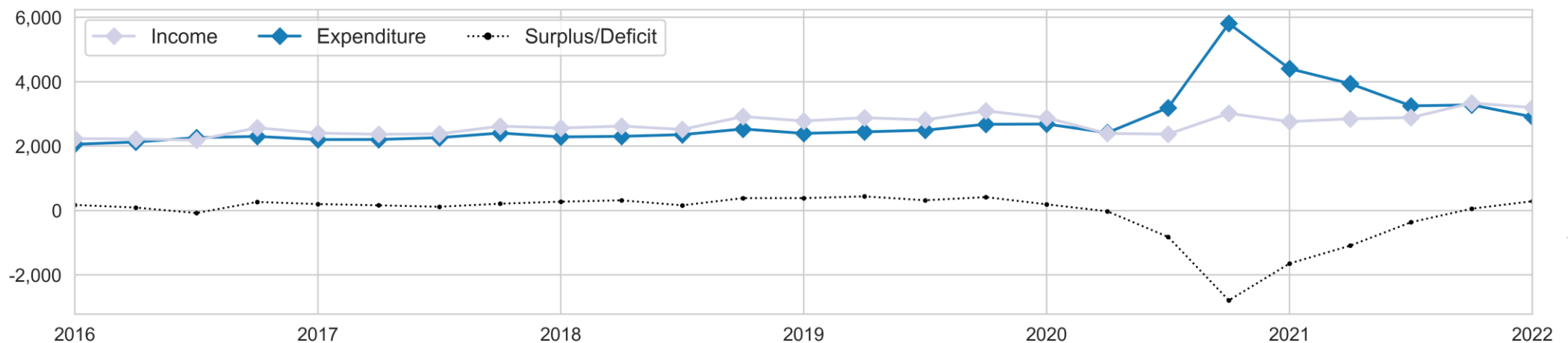
Overall Expenditure

Figure 1: Expenditure (€m) by quarter



- The total expenditure for the Department in Quarter 1 2022 was €6.3 billion, around €800 million less compared to Quarter 4 2021, and almost €2 billion less compared to the same quarter in 2021.
- Expenditure on Social Assistance schemes between January and March 2022 was an estimated €3.3 billion, a decrease of -13% or €499 million compared to the same period last year.
- Expenditure on schemes financed from Social Insurance between January and March 2022 was an estimated €2.9 billion, a decrease of almost €1.5 billion or 34% compared to the same period last year due a fall in claimants of the Pandemic Unemployment Payment.
- The Social Insurance Fund (SIF) recorded a current account surplus of €289 million for Quarter 1 2022.
- There was no exchequer subvention for Q1 2022. This is the first quarter since Q4 2020 that did not require an exchequer subvention.

Figure 2: Quarterly Social Insurance Fund Income and Expenditure (€m)

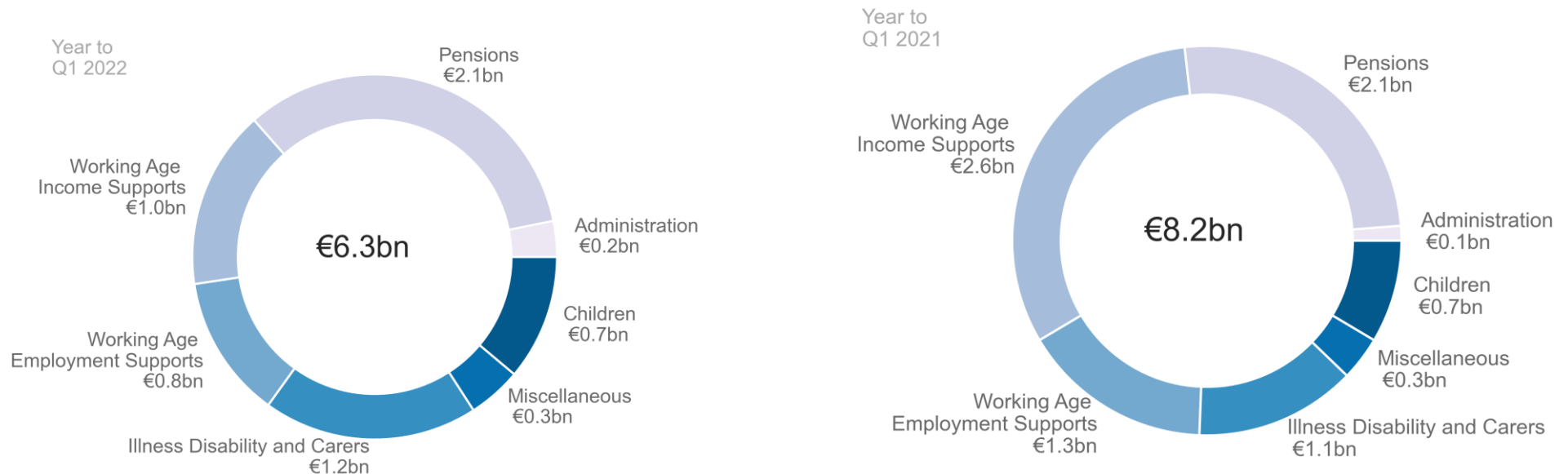




Programme Expenditure

- Expenditure on Working Age Income Support payments for the first quarter 2022 was €988 million, a decrease of €1.6 billion (62%) compared to the same period in 2021.
- Spending on Working Age Employment Support schemes was recorded at €809 million for the first quarter 2022, a decrease of €524 million or 39% compared to Q1 2022. This is due primarily to reduced costs associated with the Employee Wage Subsidy Scheme.
- Child related payments amounted to €660 million for this year, a slight decrease of €5 million or 1% from the same period last year.
- Pension payments for the first quarter 2022 of €2.1 billion show a slight reduction of 3%, or €60 million, from the same period last year.
- From January to March 2022, €975 million has been paid on Covid-19-related supports. This is down by €1.8 billion compared to Q1 2021.
- The estimated expenditure breakdown of the main Covid-19 related supports for the first quarter of 2022 was as follows; Pandemic Unemployment Payment (€199 million), Employment Wage Subsidy Scheme (€657 million), and Enhanced Illness Benefit (€119 million).

Figure 3: Expenditure to date by Social Protection Programme (€): This period and same period last year





Pensions

- Some 696,403 people received payments across the main Pension schemes in Quarter 1 2022, a year-on-year increase of 3% (19,036) compared to Quarter 1 2021.
- The main increase in pension related payments occurred for the State Pension Contributory (SPC) scheme, which recorded a 4% year-on-year growth in recipients, from 456,128 to 474,487.
- The mean rate of payment for all Pensions schemes was €259 per week. Across the schemes the average weekly payment was €258 for SPC, €237 for SPNC, and €282 for WCP.
- Around 60% of people on the SPC were male, while females accounted for 60% of SPNC recipients and 85% of WCP recipients.

Figure 4: Pension recipients by year and by scheme

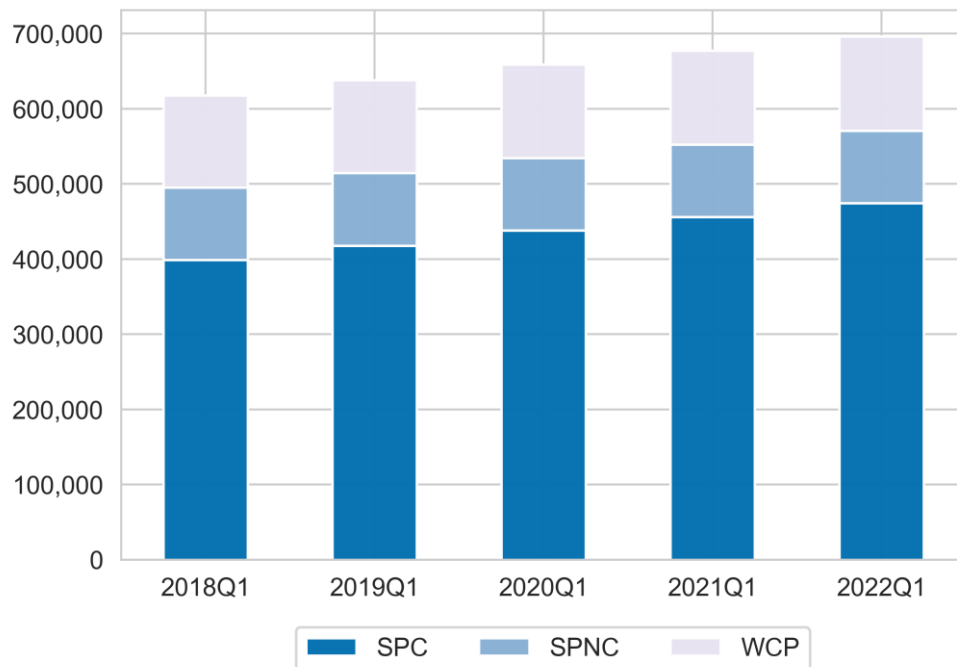
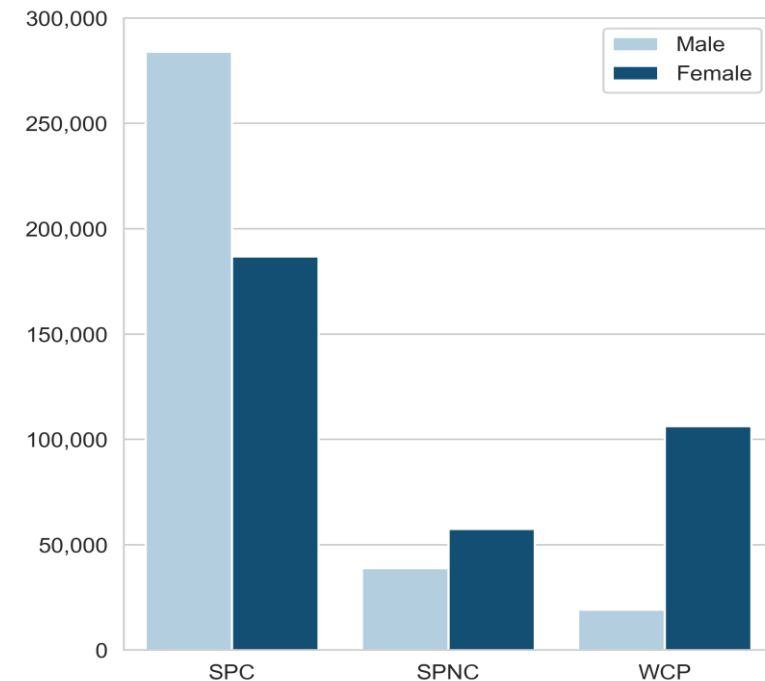


Figure 5: Pension recipients this quarter by sex and by scheme





Working Age Income Supports

- A total of 84,934 people received at least one Pandemic Unemployment Payment (PUP) in Quarter 1 2022. This was 26,403 or 24%, lower than Quarter 4 2021, and down by 85% compared to the 570,492 people who received this payment in Quarter 1 2021.
- The average weekly payment was €245 for PUP, €226 for Jobseeker's Allowance and €200 for Jobseeker's Benefit in Quarter 1 2022.
- The total number of people in receipt of Jobseeker's Benefit across Quarter 1 2022 was 82,526, an annual increase of 48%, while the numbers availing of Jobseeker's Allowance totalled 146,518, a 7% decrease compared to one year previously.
- There were 30,301 recipients of Maternity Benefit and 7,259 recipients of Paternity Benefit in the quarter, while 15,560 people received payments from the Parent's Benefit scheme.

Figure 6: Jobseeker and Pandemic Unemployment Payment recipients

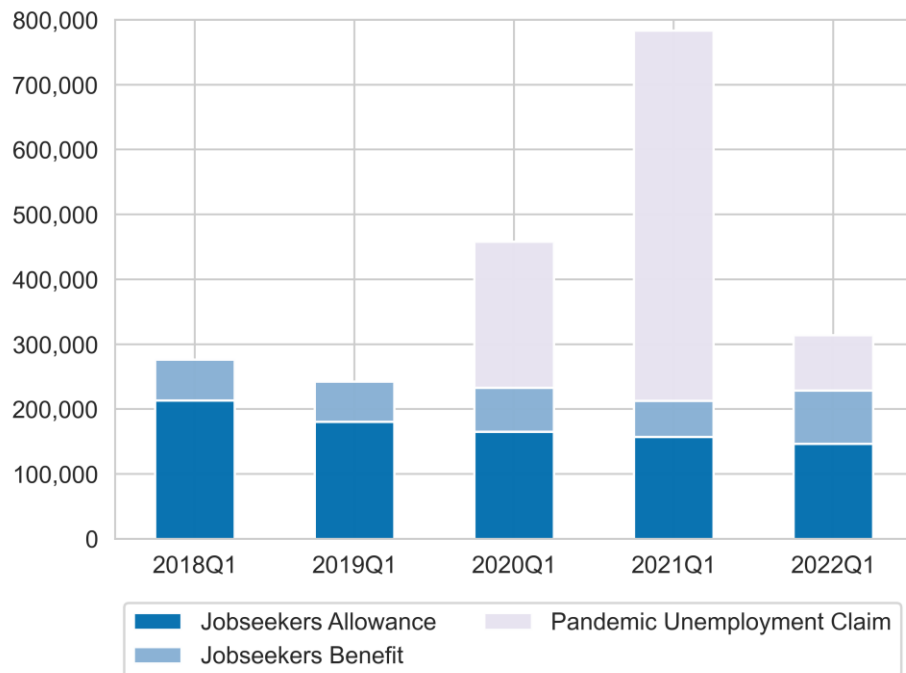
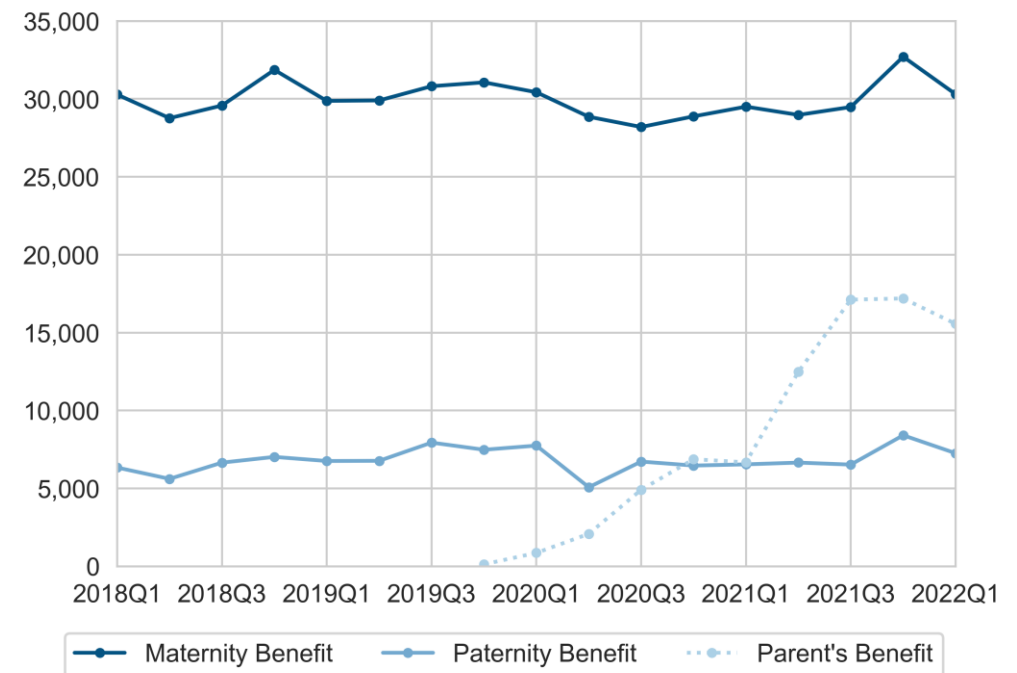


Figure 7: Maternity, Paternity, and Parent's Benefit recipients

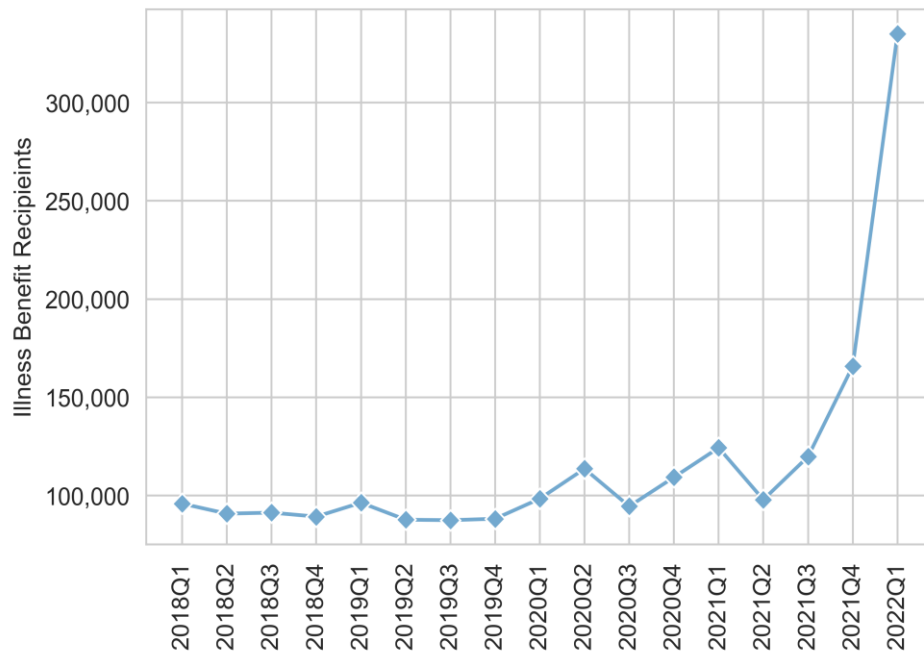




Illness, Disability, and Caring

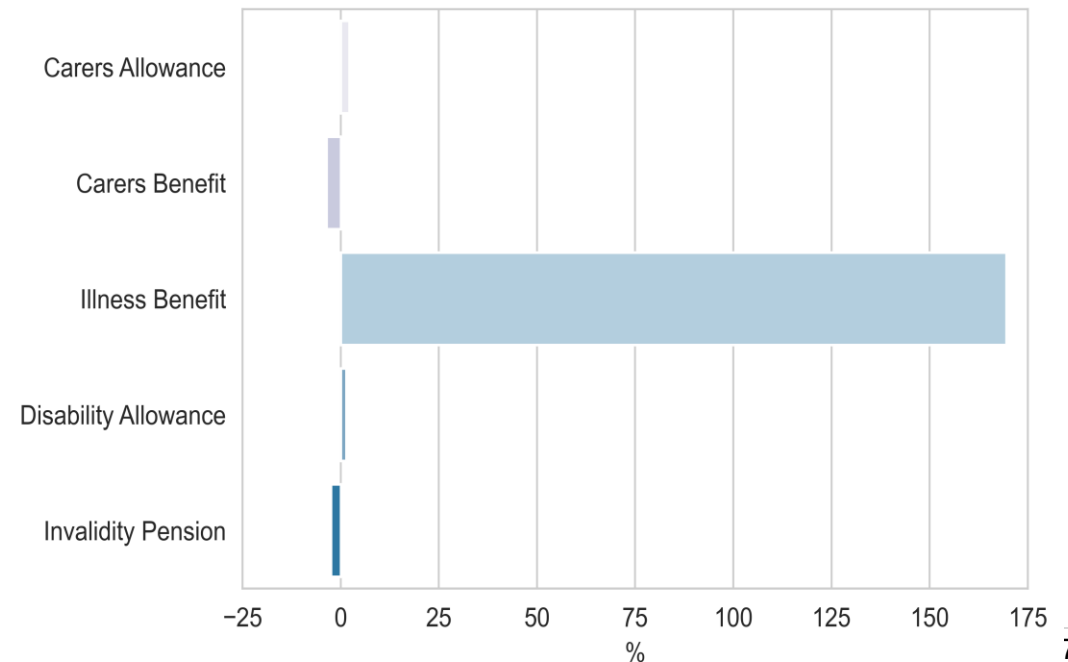
- The number of people paid Illness Benefit in Quarter 1 2022 was 335,004, an increase of 102% from the previous quarter, and up by almost 170% when compared to Quarter 1 2021.
- Of those in receipt of Illness Benefit, 248,501 people received the Enhanced Illness Benefit (EIB) in the last quarter. This was an increase of 183,505 or 284%, from the 64,696 people who received EIB in Quarter 4 2021.

Figure 8: Trends in recipient numbers – Illness Benefit



- There were 157,837 people in receipt of Disability Allowance in the first quarter of 2022, an increase of 2,236 (1%) on the year before. The average weekly payment received on this scheme was €228.
- The total number of people receiving Carer's payments in Quarter 1 2022 was 97,445, a rise of 1,879 (2%) from Quarter 1 2021. On average, Carer's Allowance recipients received a payment of €200, while Carer's Benefit recipients received a payment of €257.

Figure 9: Annual Change (%) in recipient numbers by scheme

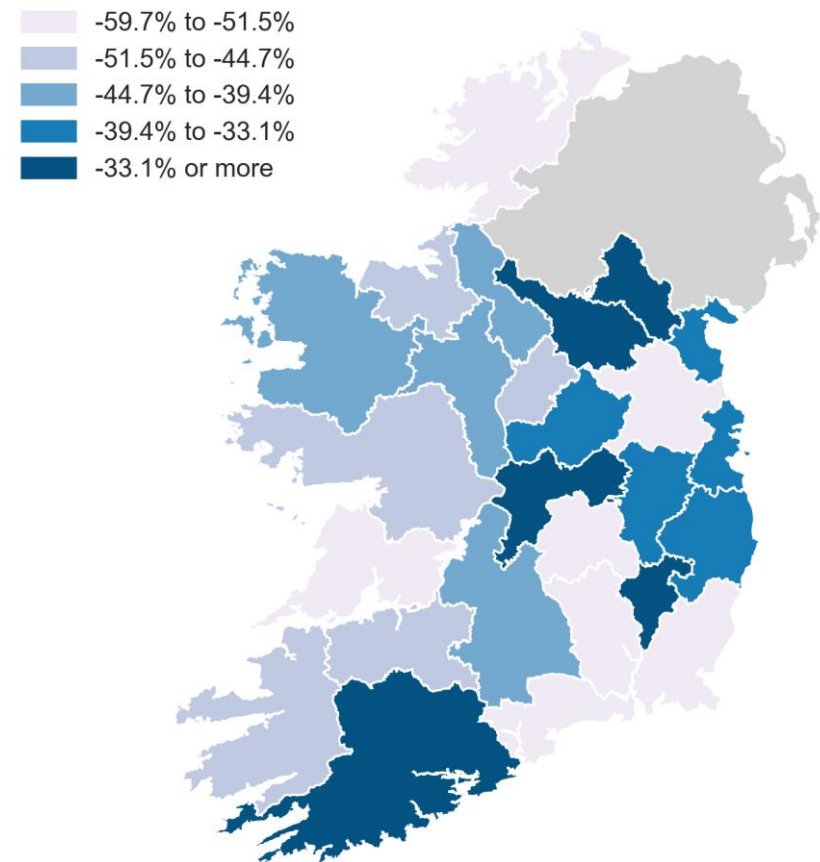




Children and Supplementary Payments

- In the last quarter a total of 638,000 families received Child Benefit payments, down by 2,391 compared to Quarter 1 2021.
- Around 98% (628,135) of recipients of Child Benefit were female, while 2% (9,865) were male.
- The number of people in receipt of the Working Family Payment increase by 364 (1%) from Q4 2021 to 50,223. The average payment for this scheme was €139.
- The number of recipients of Rent Supplement in Quarter 1 2022 totalled 13,042, a 39% decrease (-7,830) compared to the first quarter of 2021.
- There were 220,012 people receiving direct payments from the Household Benefits Package^[1] in the quarter, representing a year-on-year increase of 19,542 or 10%.

Figure 10: Annual change (%) in Rent Supplement recipients by county



[1] Includes recipients of cash payments only. Recipients who had payments made directly to their energy supplier as credit against their bills are not included.



Quarterly Statistical Report

Table 1 Estimated Income and Expenditure in the Department of Social Protection (€m)

	Quarterly									Year to Date				
	Q1 2020	Q2 2020	Q3 2020	Q4 2020	Q1 2021	Q2 2021	Q3 2021	Q4 2021	Q1 2022	Jan-Mar 2020	Jan-Mar 2021	Jan-Mar 2022	Change (2022 v 2021)	% Change (2022 v 2021)
Funding Basis														
Social Assistance Expenditure (Vote 37) ^(a)	2,889	6,901	4,249	2,313	3,841	3,905	3,871	3,771	3,342	2,889	3,841	3,342	-499	-13%
Social Insurance Fund Expenditure ^(b)	2,686	2,417	3,192	5,808	4,406	3,938	3,251	3,280	2,908	2,686	4,406	2,908	-1498	-34%
Social Insurance Fund Income ^(c)	2,879	2,394	2,373	3,019	2,763	2,849	2,888	3,339	3,189	2,879	2,763	3,198	435	16%
Social Insurance Fund Deficit/Surplus ^(c-b)	193	-23	-819	-2,789	-1,643	-1,089	-363	59	289	193	-1,643	289	1,932	-118%
Exchequer Subvention	0	0	0	0	1,205	1,100	363	296	0	0	1,205	0	-1,205	-
Social Protection Programme														
Pensions	2,189	1,942	2,242	2,107	2,130	2,138	2,172	2,491	2,070	2,189	2,130	2,070	-60	-3%
Working Age Income Supports	936	3,273	1,887	2,261	2,579	2,154	1,429	1,068	988	936	2,579	988	-1,591	-62%
Working Age Employment Supports	194	1,855	1,169	1,498	1,332	1,294	1,360	1,184	809	194	1,332	809	-523	-39%
Illness, Disability and Carers	1,152	1,281	1,151	1,185	1,119	1,316	1,156	1,227	1,233	1,152	1,119	1,233	114	10%
Children	672	637	679	642	655	616	678	632	660	672	655	660	5	1%
Supplementary & Miscellaneous	283	167	166	251	283	161	168	278	333	283	283	333	50	18%
Administration	148	163	148	176	148	164	159	171	158	148	148	158	10	7%
Total Expenditure ^(a+b)	5,575	9,318	7,441	8,121	8,247	7,843	7,122	7,051	6,250	5,575	8,247	6,250	-1,997	-24%



Quarterly Statistical Report

Table 2 Total Recipients per Quarter and mean payment amount

	Quarter									Mean Payment €
	Q1 2020	Q2 2020	Q3 2020	Q4 2020	Q1 2021	Q2 2021	Q3 2021	Q4 2021	Q1 2022	Q4 2021
Pensions										
State Pension Contributory	438,247	442,457	447,254	451,910	456,128	460,573	466,039	470,814	474,487	€258
State Pension Non Contributory	96,417	96,262	96,347	96,413	96,453	96,333	96,473	96,489	96,132	€237
Widow(er)'s Contributory Pension	124,422	124,285	124,382	124,453	124,786	125,073	125,254	125,510	125,784	€282
Working Age Income Supports										
Jobseeker's Allowance	165,417	153,303	170,548	169,514	157,280	158,189	157,808	149,956	146,518	€226
Jobseeker's Benefit	67,874	63,200	65,057	61,990	55,594	54,776	61,931	60,490	82,526	€200
Jobseeker's Benefit (Self-Employed)	1,144	1,546	1,240	882	573	436	475	616	942	€224
Pandemic Unemployment Payment	224,813	734,259	448,618	493,868	570,492	487,619	225,116	111,337	84,934	€245
Maternity Benefit	30,426	28,852	28,196	28,877	29,501	28,971	29,478	32,704	30,301	€259
Paternity Benefit	7,748	5,076	6,722	6,466	6,544	6,657	6,527	8,410	7,259	€281
Parent's Benefit	862	2,083	4,916	6,873	6,675	12,484	17,115	17,191	15,560	€282
One Parent Family Payment	42,124	41,369	41,592	41,940	41,401	41,188	41,791	41,943	42,227	€271
Widows Non Contributory Pension	1,388	1,358	1,344	1,320	1,315	1,288	1,248	1,199	1,176	€198

Note: Quarterly figures do not represent the numbers and values used by the Department when calculating the Outturn/Estimate for schemes. A yearly calculation is applied to incorporate any seasonal changes and/or adjustments that occur throughout the year on various schemes.



Quarterly Statistical Report

Table 2 Total Recipients per Quarter and mean payment amount (continued)

	Quarter										Mean Payment €
	Q1 2020	Q2 2020	Q3 2020	Q4 2020	Q1 2021	Q2 2021	Q3 2021	Q4 2021	Q1 2022	Q4 2021	
Illness Disability and Caring											
Carer's Allowance	88,000	89,036	89,716	90,684	91,353	91,648	92,675	93,004	93,382		€200
Carer's Benefit	3,938	4,086	4,328	4,268	4,213	4,168	4,347	4,114	4,063		€257
Disability Allowance	150,851	151,824	153,556	154,260	155,601	156,162	156,829	157,448	157,837		€228
Illness Benefit	98,403	113,632	94,517	109,309	124,303	97,900	119,810	165,871	335,004		€173
Invalidity Pension	59,925	60,148	60,375	60,467	60,690	60,195	59,905	59,300	59,196		€239
Children											
Back to Work Family Dividend	6,116	4,973	4,411	4,123	3,788	3,492	3,447	3,361	3,249		€60
Child Benefit	642,825	642,694	642,997	643,159	640,391	641,714	637,311	639,125	638,000		€276
Working Family Payment	57,257	54,883	52,753	52,100	50,322	48,892	49,575	49,859	50,223		€139
Supplementary & Miscellaneous											
Rent Supplement	16,499	22,401	20,999	20,469	20,872	20,056	16,951	14,420	13,042		€377
Household Benefits ^[1]	177,404	180,557	186,119	194,992	200,524	205,470	210,732	220,355	225,012		-

Note: Quarterly figures do not represent the numbers and values used by the Department when calculating the Outturn/Estimate for schemes. A yearly calculation is applied to incorporate any seasonal changes and/or adjustments that occur throughout the year on various schemes.

[1] Includes recipients of cash payments only. Recipients who had payments made directly to their energy supplier as credit against their bills are not included.



Quarterly Statistical Report

Table 3 Total recipients of the main Social Protection schemes, by quarter and sex

	Quarter									
	Q1 2021		Q2 2021		Q3 2021		Q4 2021		Q1 2022	
	Males	Females	Males	Females	Males	Females	Males	Females	Males	Females
Pensions										
State Pension Contributory	277,616	178,512	279,301	181,272	281,841	184,198	283,985	186,829	285,534	188,953
State Pension Non Contributory	38,706	57,747	38,701	57,632	38,870	57,603	38,968	57,521	38,910	57,222
Widow(er)'s Contributory Pension	18,908	105,878	19,053	106,020	19,150	106,104	19,219	106,291	19,324	106,460
Working Age Income Supports										
Jobseeker's Allowance	88,704	68,576	88,263	69,926	86,017	71,791	82,004	67,952	79,961	66,557
Jobseeker's Benefit	26,360	29,234	24,946	29,830	25,560	36,371	27,082	33,408	40,094	42,432
Jobseeker's Benefit (Self-Employed)	389	184	287	149	247	228	333	283	511	431
Pandemic Unemployment Payment	318,201	252,291	267,262	220,357	122,545	102,571	61,583	49,754	49,012	35,922
Maternity Benefit		29,501		28,971		29,478		32,704		30,301
Paternity Benefit	6,535	9	6,630	27	6,508	19	8,375	35	7,234	25
Parent's Benefit	1,736	4,939	2,945	9,539	5,341	11,774	5,576	11,615	4,822	10,738
One Parent Family Payment	528	40,873	523	40,665	533	41,258	523	41,420	526	41,701
Widows Non Contributory Pension	203	1,112	197	1,091	189	1,059	179	1,020	171	1,005



Quarterly Statistical Report

Table 3 Total recipients of the main Social Protection schemes, by quarter and sex (continued)

	Quarter									
	Q1 2021		Q2 2021		Q3 2021		Q4 2021		Q1 2022	
	Males	Females	Males	Females	Males	Females	Males	Females	Males	Females
Illness Disability and Caring										
Carer's Allowance	21,287	70,066	21,257	70,391	21,373	71,302	21,404	71,600	21,472	71,910
Carer's Benefit	677	3,536	666	3,502	707	3,640	691	3,423	677	3,386
Disability Allowance	87,473	68,128	87,702	68,460	87,950	68,879	88,145	69,303	88,251	69,586
Illness Benefit	49,118	75,185	36,495	61,405	46,999	72,811	66,499	99,372	148,046	186,958
Invalidity Pension	25,079	35,611	24,800	35,395	24,589	35,316	24,262	35,038	24,158	35,038
Children										
Back to Work Family Dividend	1,093	2,695	1,033	2,459	1,028	2,419	983	2,378	943	2,306
Child Benefit	10,238	630,153	10,291	631,423	10,033	627,278	9,983	629,142	9,865	628,135
Working Family Payment	18,671	31,651	17,924	30,968	17,910	31,665	17,563	32,296	17,380	32,843
Supplementary & Miscellaneous										
Rent Supplement	11,127	9,745	10,674	9,382	8,838	8,113	7,399	7,021	6,695	6,347
Household Benefits ^[1]	103,514	97,010	105,568	99,902	107,872	102,860	112,507	107,848	114,665	110,347

[1] Includes recipients of cash payments only. Recipients who had payments made directly to their energy supplier as credit against their bills are not included.



Notes

Methodology and quality considerations

The expenditure details in this report are based on estimates. The finalised expenditure information can be viewed in the latest Appropriation Accounts for Vote 37¹, or the latest Annual Statistics Report². Note that the estimated expenditure figures in this report may not add up exactly due to rounding.

When comparing to a previous quarter or previous year, the comparison can sometimes be impacted by the number of pay days that fall in a particular quarter. This may account for skews in expenditure and/or recipient totals in certain quarter periods.

The recipient totals were extracted from the Department's administrative systems, and include people who were issued at least one payment for a particular scheme in a given quarter. In the majority of cases the date in which the payment was made reflects the entitlement period .i.e. when the payment was issued the recipient's claim was open. However payments can be issued in respect to different entitlement periods (arrears payments). The figures produced in this report are calculated with reference to the date the payment was issued, and are therefore inclusive of arrears payments. Note that a person can be in receipt of payment for more than one scheme.

The recipient figures quoted in the Annual Statistics report are not directly comparable to the numbers shown in this publication. The Annual Statistics report counts only those awarded and in receipt of payment at a point in time (December 31st) to ensure comparability with a series of statistical reports dating back to 1983.

Glossary of Terms

Recipient: A person receiving at least one Social Welfare payment in a given quarter period.

Social Assistance: payments funded from voted expenditure, which cover people who do not have sufficient PRSI contributions to qualify for the equivalent social insurance payments, or where entitlement to the social insurance payment has expired. These payments are typically means-tested.

Social Insurance Fund: a current account and an investment account managed by the Minister for Social Protection and the Minister for Finance, respectively. The current account consists of monies collected from people in employment, self-employment, and employer contributions. This money is then used to fund social insurance payments.

Open Data

Each report in this series will be available in formats consistent with the Open Data Technical Framework³. Any open data produced by the Department will be accessed through the National Open Data portal at: <https://data.gov.ie/>

Revisions

Revisions may occur as a result of changes in methodology, an update to a series or errors in the original data. Any significant revisions will be footnoted in the report and will describe the reason for the change and its impact on comparability (.i.e. with other schemes or over time).

1. Published by the Office of the Comptroller and Auditor General at: <https://www.audit.gov.ie/en/find-report/publications/appropriation%20accounts/>
2. Available at: <https://www.gov.ie/dsp/statistics>
3. Available at: <https://data.gov.ie/pages/opendatatechnicalframework>