



An Roinn Iompair
Department of Transport

Irish Bulletin of Vehicle and Driver Statistics 2022



Irish Bulletin of Vehicle and Driver Statistics 2022

Copies available from the Department of Transport website – www.gov.ie/transport

When statistics from this bulletin are used or published the source should be acknowledged.

Ráiteas Staidrimh na hÉireann Maidir le Feithiclí agus Tiománaithe 2022

Cóipeanna ar fail ó shuíomh gréasáin an Roinn Iompair – www.gov.ie/transport

Ba choir aitheantas a thabhairt don fhoinse seo má úsáidtear nó má fhoilsítear staidrimh ón Ráiteas seo.

INTRODUCTION

This bulletin contains a broad range of statistical tables covering:

- The size, composition, age, and fuel type of licensed vehicles.
- New and imported used vehicles licensed for the first time.
- Driver licensing.

Please note an amendment to the Agricultural Tractors figures on table 2 from previous bulletins. The Agricultural Tractor/Excavator figures in table 2 now incorporates Agricultural Tractor/Excavator and General Haulage Tractors.

The bulletin shows mainly that:

- The total number of licensed (taxed) vehicles recorded on Irish roads at the 31st December 2022 is 2,919,005. This represents an increase of 28,030 vehicles (0.97%) on the previous year. The main components of the vehicle fleet include 2,255,971 private cars, 389,184 goods vehicles, 79,486 agricultural and general haulage tractors, 56,114 vintage vehicles and 47,235 motorcycles [Table 2].
- In the passenger car category, the number of vehicles at 2,255,971 represents an increase from 2,232,174 in the previous year (1.07% increase) [Table 2]
- A total of 1,913,854 passenger cars are now taxed based on their Co2 emissions rating. This represents an increase of 77,478 (4.2 %) units on the previous year figures and the CO2 based vehicles now represents 84.83 % of the overall passenger car fleet. There are 89.69% of vehicles based in the 'A' and 'B' CO2 bands less than 141 g/km [Table 3].
- A total of 137,248 new vehicles were licensed, a decrease of 5,128 on the previous year figure [Table 16]. 65,453 imported used vehicles were licensed in 2022, a decrease of 26,508 (29%), on the 2021 figure. The number of new electric cars licensed increased by 81% from 8,554 in 2021 to 15,462 in 2022.
- 30.25% of vehicles use petrol while 63.08% operate on diesel. Petrol/Electric account for 3.69% (107,751) vehicles of the fleet. Electric accounts for 39,280 (1.35%) and Petrol/Diesel Plug-in Hybrid Electric vehicles is 34,292 (1.18%) [Table 13]
- 81.86% of private cars are 4 years old and over while 67.42% are 6 years old and over [Table 14]. In 2016, 78% of private cars were 4 years old and over while 66.9% of private cars were 6 years old and over.
- 75.19% of goods vehicles are 4 years old and over while 61.72% are 6 years old and over [Table 15].
- There were 3.33 million current driving licences at 31st December 2022. 89.82% held full licenses. There were 338,603 Learner Permits, an increase of 34,545 on the 2021 figure [Section 3]

Réamhrá

Tá raon leathan de tháblaí staitistiula sa bhileog nuachta seo trína bhfólaítear:

- Méid, comhdhéanamh, aois agus cineál breosla feithiclí ceadúnaithe
- Feithiclí nua agus athlámhe allmhairithe a ceadúnaíodh den chéad uair
- Ceadúnú tiománaí

Tabhair faoi deara le do thoil leasú ar na figiúirí do Tharracóirí Talmhaíochta i dtábla 2 ó na feasacháin roimhe seo. Tá Tarracóir/Tochaltóir Talmhaíochta agus Tarracóirí Tarlaithe Ginearálta san áireamh sna figiúirí Tarracóra/Tochaltóra Talmhaíochta i dtábla 2 anois.

Léirítear go príomha sa bhileog nuachta:

- Is é líon iomlán na gceadúnaithe feithiclí (cáinithe) a taifeadadh ar bhóithre na hÉireann ag an 31ú Nollaig 2022 na 2,919,005. B'ionann sin agus méadú de 28,030 feithicil (0.97%) ar líon na bliana roimhe. Cuimsítear mar chomhchodanna príomha d'áireamh na bhfeithiclí: 2,255,971 carr príobháideach, 389,184 feithicil earraí, 79,486 tarracóir talmhaíochta agus tarlaithe ginearálta, 56,114 feithicil seanré agus 47,235 gluaisrothar [Tábla 2].
- I gcatagóir an carr paisinéirí, is ionann líon na bhfeithiclí ag 2,255,971 agus méadú ó 2,232,174 ón bhliain roimhe (méadú 1.07%) [Tábla 2].
- Go ngearrtar cáin anois ar 1,913,854 charr paisinéara bunaithe ar an ráta astaithe CO₂ a bhaineann leo. Is ionann sin agus méadú de 77,478 (4.2%) aonad ar Aigiúirí na bliana roimhe agus is ionann anois líon na bhfeithiclí a ngearrtar cáin orthu bunaithe ar an ráta astaithe CO₂ agus 84.83% de líon iomlán na ngarranna paisinéara. Tá 89.69% de na feithiclí sna bannaí 'A' agus 'B' maidir le hastuithe CO₂, i.e. níos lú ná 141 g/km [Tábla 3].
- Gur ceadúnaíodh 137,248 feithicil nua, laghdú de 5,128 ar an mbliain roimhe sin [Tábla 16]. Ceadúnaíodh 65,453 feithicil athlámhe allmhairithe i 2022, laghdú de 26,508 (29%), ar an bhfigiúr i 2021. Mhéadaigh líon na ngluaisteán leictreacha nua ceadúnaithe 81% ó 8,554 in 2021 go 15,462 in 2022.
- Úsáideann 30.25% de na feithiclí peitreal agus oibríonn 63.08% ar dhíosail. Is ionann peitрил/leictreach le haghaidh 3.69% (107,751) feithicil den chabhlach. Is ionann leictreachas le haghaidh 39,280 (1.35%) agus 34,292 (1.18%) le haghaidh Peitрил/Díosail Breiseán Leictreach Hibrideach feithicilí [Tábla 13].
- Go raibh 81.86% de na carranna príobháideacha 4 bliana d'aois agus níos mó agus go raibh 67.42% acu 6 bliana d'aois agus níos mó [Tábla 14]. I 2016; bhí 78% de na carranna príobháideacha 4 bliana d'aois agus níos mó agus bhí 66.9% de na carranna príobháideacha 6 bliana d'aois agus níos mó.
- Go bhfuil 75.19% de na feithicilí earraí 4 bliana d'aois agus níos mó agus go bhfuil 61.72% acu 6 bliana d'aois agus níos mó [Tábla 15].
- Go raibh 3.33 milliún ceadúnas tiomána reatha i bhfeidhm ag 31ú Nollaig 2022. Orthusan a raibh ceadúnas tiomána reatha acu bhí ceadúnais iomlána ag 89.82% acu. Bhí 338,603 Cead Foghlaimeora, méadú 34,545 ar fhigiúr 2021 [Cuid 3].

Contents

Key Statistics	1
Section 1: Mechanically propelled Vehicles under Current Licence on 31st December, 2022	
Vehicle Statistics Past 20 years	3
Mechanically Propelled Vehicles by Taxation Class	4
Private Cars by Engine Capacity & CO2 Emissions	5-6
Goods Vehicles by Unladen Weight	8
Private Cars by Engine Capacity in each Licensing Authority area	9
Private Cars by CO2 Emission Band in each Licensing Authority area	10-11
Goods Vehicles by Unladen Weight in each Licensing Authority area	12
Tractors by Taxation Class in each Licensing Authority area	13
Motor Cycles by Engine Capacity in each Licensing Authority area	14
Exempt, Public Service and other Vehicles in each Licensing Authority area	15
Private Cars by Make	16
Private Cars by Make in each Licensing Authority area	17-19
Goods Vehicles by Make in each Licensing Authority area	20-22
Tractors by Make in each Licensing Authority area	23-25
Motor Cycles by Make in each Licensing Authority area	26-27
Vehicles by Taxation Class and Type of Fuel	28
Age of Private Cars by Engine Capacity and CO2 Emissions	29
Age of Goods Vehicles	30
Section 2: New Vehicles first Licensed in 2022	
New Vehicles broken down by Taxation Class	31
New Private Cars by Make Licensed	32
Vehicles by Taxation Class and Type of Fuel	33
Private Cars Licensed by CO2 Emission Band and Type of Fuel	34
Vehicles by Taxation Class 10 year trend	35
Vehicles by Licensing Authority 10 year trend	36
Section 3: Driving Licences current on 31st December, 2022	
Driving Licences by Type in each Licensing Authority area	37
Figures:	
Vehicle Statistics 15 Year Trend	3
Mechanically Propelled Vehicles under Current Licence	4
Private Vehicles by Tax Class and Emissions Band	7
National Vehicle Fleet by Type of Fuel	7
Percentage of Vehicles by Fuel Type	28
Age of Private Cars	29
Age of Goods Vehicles	30
New Vehicles Licensed by Taxation Class	31
Driving Licences current at 31st December, 2022 broken down by Licence Type	38

Clár

Príomhstaitisticí	2
Cuid 1: Feithiclí Inneallghluaiste faoi Cheadúnas Reatha ag 31 Nollaig, 2022	
Staitisticí Feithicle 20 bliana anuas	3
Feithiclí inneallghluaiste de réir Aicme Cánachais	4
Carranna Príobháideacha de réir Acmhainne Innill & Astuithe CO2	5-6
Feithiclí Earraí de réir Meáchan Neamhualaithe	8
Carranna Príobháideacha de réir Acmhainn Innill i ngach limistéar Údarás Ceadúnúcháin	9
Carranna Príobháideacha de réir Banda Astuithe CO2 i ngach limistéar Údarás Ceadúnúcháin	10-11
Feithiclí Earraí de réir Meáchain Neamhualaithe i ngach limistéar Údarás Ceadúnúcháin	12
Tarracóirí de réir Aicme Cánachais i ngach limistéar Údarás Ceadúnúcháin	13
Gluaisrothair de réir Acmhainne Innill i ngach limistéar Údarás Ceadúnúcháin	14
Feithiclí Díolmhaithe, Seirbhíse Poiblí agus feithiclí eile i ngach limistéar Údarás Ceadúnúcháin	15
Gluaisteáin Príobháideacha de réir Déanamh	16
Gluaisteáin Príobháideacha de réir Déanamh i ngach limistéar Údarás Ceadúnúcháin	17-19
Feithiclí Earraí de réir Déanamh i ngach limistéar Údarás Ceadúnúcháin	20-22
Tarracóirí de réir Déanamh i ngach limistéar Údarás Ceadúnúcháin	23-25
Gluaisrothair de réir Déanamh i ngach limistéar Údarás Ceadúnúcháin	26-27
Feithiclí de réir Aicme Cánachais agus Cineál Breosla	28
Aois Carranna Príobháideacha de réir Acmhainne Innill agus Astuithe CO2	29
Aois Feithiclí Earraí	30

Cuid 2: Feithiclí Nua Ceadúnaithe don chéad uair i 2022

Feithiclí briste síos de réir Aicme Cánachais	31
Carranna Príobháideacha de réir Déanamh Ceadúnaithe	32
Feithiclí de réir Aicme Cánachais agus Cineál Breosla	33
Carranna Príobháideacha Ceadúnaithe de réir Banda Astuithe CO2 agus Cineál Breosla	34
Feithiclí de réir Aicme Cánachais Treocht 10 mbliana	35
Feithiclí de réir Údarás Ceadúnúcháin Treocht 10 mbliana	36

Cuid 3: Ceadúnais Tiomána reatha ag 31ú Nollaig, 2022

Ceadúnais Tiomána de réir Cineáil i ngach limistéar Údarás Ceadúnúcháin	37
---	----

Figiúirí:

Staitisticí Feithicle Treocht 15 Bliain	3
Feithiclí Inneallghluaiste faoi Cheadúnas Reatha	4
Feithiclí Príobháideacha de réir Aicme Cánachais agus Banda Astuithe	7
Cabhlach Náisiúnta Feithicle de réir Cineál Breosla	7
Céatadán Feithiclí de réir Cineál Breosl	28
Aois Carranna Príobháideacha	29
Aois Feithiclí Earraí	30
Feithiclí Nua Ceadúnaithe de réir Aicme Cánachais	31
Ceadúnais Tiomána reatha ag 31ú Nollaig, 2022 briste síos de réir Cineál Ceadúnais	38

Key Statistics

1. Vehicles By Taxation Class

	Private Cars	Goods Vehicles etc.	Agricultural Tractors etc.	Motor Cycles	Vintage/Veteran	Others	Total
2002	1,447,908	233,069	71,218	33,144	6,805	57,902	1,850,046
2005	1,662,157	286,548	72,807	34,297	11,620	71,251	2,138,680
2008	1,924,281	351,307	75,692	39,406	19,552	87,330	2,497,568
2011	1,887,810	320,966	69,590	36,582	27,194	83,014	2,425,156
2014	1,943,868	317,378	92,013	36,573	44,620	80,870	2,515,322
2015	1,985,130	330,541	89,153	36,974	46,325	82,171	2,570,294
2016	2,026,977	342,259	86,716	38,023	47,197	83,786	2,624,958
2017	2,066,112	349,143	86,456	39,873	48,930	85,365	2,675,879
2018	2,106,369	355,273	81,522	40,198	48,016	86,344	2,717,722
2019	2,174,779	366,760	82,213	42,492	50,447	89,148	2,805,839
2020	2,215,127	377,890	84,515	44,819	51,924	86,709	2,860,984
2021	2,232,174	385,099	83,663	46,636	54,680	88,723	2,890,975
2022	2,255,971	389,184	79,486	47,235	56,114	91,015	2,919,005

2. Vehicles by Fuel Type

PETROL	883,010	30.25%
DIESEL	1,841,277	63.08%
PETROL/ELECTRIC	107,751	3.69%
ETHANOL/PETROL	6,911	0.24%
DIESEL/ELECTRIC	5,166	0.18%
ELECTRIC	39,280	1.34%
PETROL/DIESEL - PLUG-IN HYBRID	34,292	1.17%
OTHERS	1,318	0.05%
Total	2,919,005	100.00%

3. Age of Vehicles

	Private Cars		Goods Vehicles	
4 Years old and over	1,846,636	81.86%	292,634	75.19%
6 Years old and over	1,520,893	67.42%	240,202	61.72%

4. New Vehicles

Tax Groups	Year 2021	Year 2022	Change	%
Private	101,853	101,349	-504	-0.49 %
Goods	28,387	23,655	-4,732	-16.67 %
Tractors	2,491	2,368	-123	-4.94 %
Exempt	5,604	5,534	-70	-1.25 %
Motor Cycles	2,335	2,871	536	22.96 %
Others	1,706	1,471	-235	-13.77 %
Total	142,376	137,248	-5,128	-3.60 %

5. Driver Licensing

	2022		2018	
Full Licences	2,986,872	89.82%	2,667,128	91.74%
Learner Permits	338,601	10.18%	240,062	8.26%
Total	3,325,473		2,907,190	

Príomhstaitisticí

1. Feithiclí de réir Aicme Cánach

	Carranna Príobháideacha	Feithiclí Earraí	Tarracóirí Talmhaíochta srl	Gluaisrothair	Vintage /Veteran Féithicil Seanré	Eile	Iomlán
2002	1,447,908	233,069	71,218	33,144	6,805	57,902	1,850,046
2005	1,662,157	286,548	72,807	34,297	11,620	71,251	2,138,680
2011	1,887,810	320,966	69,590	36,582	27,194	83,014	2,425,156
2008	1,924,281	351,307	75,692	39,406	19,552	87,330	2,497,568
2014	1,943,868	317,378	92,013	36,573	44,620	80,870	2,515,322
2015	1,985,130	330,541	89,153	36,974	46,325	82,171	2,570,294
2016	2,026,977	342,259	86,716	38,023	47,197	83,786	2,624,958
2017	2,066,112	349,143	86,456	39,873	48,930	85,365	2,675,879
2018	2,106,369	355,273	81,522	40,198	48,016	86,344	2,717,722
2019	2,174,779	366,760	82,213	42,492	50,447	89,148	2,805,839
2020	2,215,127	377,890	84,515	44,819	51,924	86,709	2,860,984
2021	2,232,174	385,099	83,663	46,636	54,680	88,723	2,890,975
2022	2,255,971	389,184	79,486	47,235	56,114	91,015	2,919,005

2. Feithiclí de réir Cineáil Breosla

Peitreal	883,010	30.25%
Díosal	1,841,277	63.08%
Peitreal agus Leictreach	107,751	3.69%
Peitreal agus Eatánal	6,911	0.24%
Diósal agus Leictreach	5,166	0.18%
Leictreach	39,280	1.34%
Peitreal/Diósál - Breiseán Hibrideach	34,292	1.17%
Eile	1,318	0.05%
Iomlán	2,919,005	100.00%

3. Aois Feithicilí

	Carranna Priobháideacha		Feithiclí Earraí	
4 bliana d'aois agus níos mó	1,846,636	81.86%	292,634	75.19%
6 bliana d'aois agus níos mó	1,520,893	67.42%	240,202	61.72%

4. Feithiclí Nua

	2021	2022	Athrú	%
Grúpaí Cánach	2021	2022		
Príobháideach	101,853	101,349	-504	-0.49 %
Earraí	28,387	23,655	-4,732	-16.67 %
Tarracóirí	2,491	2,368	-123	-4.94 %
Díolmhaithe	5,604	5,534	-70	-1.25 %
Motor Cycles	2,335	2,871	536	22.96 %
Others	1,706	1,471	-235	-13.77 %
Iomlán	142,376	137,248	-5,128	-3.60 %

5. Ceadúnú Tiomána

	2022		2018	
Ceadúnas Iomlán	2,986,872	89.82%	2,667,128	91.74%
Ceadúnas Foghlaimeora	338,601	10.18%	240,062	8.26%
Iomlán	3,325,473		2,907,190	

Mechanically Propelled Vehicles under Current Licence./ Feithiclí Inneallghluaiste faoi Cheadúnas Reatha.

Table 1. Vehicle Statistics 2003 - 2022. / Tablá 1. Staidrimh Feithiclí 2003 - 2022.

Year / Bliain	Private Cars / Carranna Príobháideacha	Motor Cycles/ Gluaisrothair	Goods Vehicles / FeithiclíEarr.	Tractors, Excators, Dumpers etc / Tarracoírí, Tochaltóirí, Dumpalaith..	Public Service Vehicles Feithiclí Seirbhíse Poiblí					Total / Iomlán
					Small / Beag	Large / Mór	Exempt Vehicles / Feithicí Díolmhaithe	Vintage/ Veteran / Féithicil Seanré	Others / Eile	
2003	1,507,106	35,092	251,130	76,425	19,856	7,392	17,185	8,291	14,952	1,937,429
2004	1,582,833	34,854	268,082	76,697	20,744	7,430	18,847	9,903	16,917	2,036,307
2005	1,662,157	34,297	286,548	76,307	21,888	7,625	20,321	11,620	17,917	2,138,680
2006	1,778,861	34,924	318,604	78,520	23,284	7,997	22,117	13,985	18,101	2,296,393
2007	1,882,901	37,175	345,874	80,239	26,654	8,451	24,761	16,738	18,771	2,441,564
2008	1,924,281	39,406	351,307	79,613	29,053	8,911	26,441	19,552	19,004	2,497,568
2009	1,902,429	39,549	343,940	75,318	28,284	8,556	26,954	22,891	19,739	2,467,660
2010	1,872,715	38,142	327,096	71,457	26,680	8,245	27,092	25,197	19,763	2,416,387
2011	1,887,810	36,582	320,966	71,677	25,129	8,276	27,769	27,194	19,753	2,425,156
2012	1,882,550	35,106	309,219	69,961	24,180	8,266	27,455	28,335	18,151	2,403,223
2013	1,910,165	36,623	317,849	99,122	22,964	8,488	27,682	40,989	18,675	2,482,557
2014	1,943,868	36,573	317,378	94,669	22,373	8,802	28,033	44,620	19,006	2,515,322
2015	1,985,130	36,974	330,541	91,882	21,977	9,259	28,936	46,325	19,270	2,570,294
2016	2,026,977	38,023	342,259	89,482	21,675	9,841	30,112	47,197	19,392	2,624,958
2017	2,066,112	39,873	349,143	89,366	21,345	10,371	30,843	48,930	19,896	2,675,879
2018	2,106,369	40,198	355,273	84,402	21,433	10,944	31,106	48,016	19,981	2,717,722
2019	2,174,779	42,492	366,760	85,345	21,769	11,424	31,808	50,447	21,015	2,805,839
2020	2,215,127	44,819	377,890	87,592	19,269	10,372	31,940	51,924	22,051	2,860,984
2021	2,232,174	46,636	385,099	86,820	18,083	11,090	32,033	54,680	24,360	2,890,975
2022	2,255,971	47,235	389,184	82,585	18,006	11,688	32,465	56,114	25,757	2,919,005

Figure 1. Vehicle Statistics 2003 - 2022. / Figiúr 1. Staidrimh Feithiclí 2003 – 2022

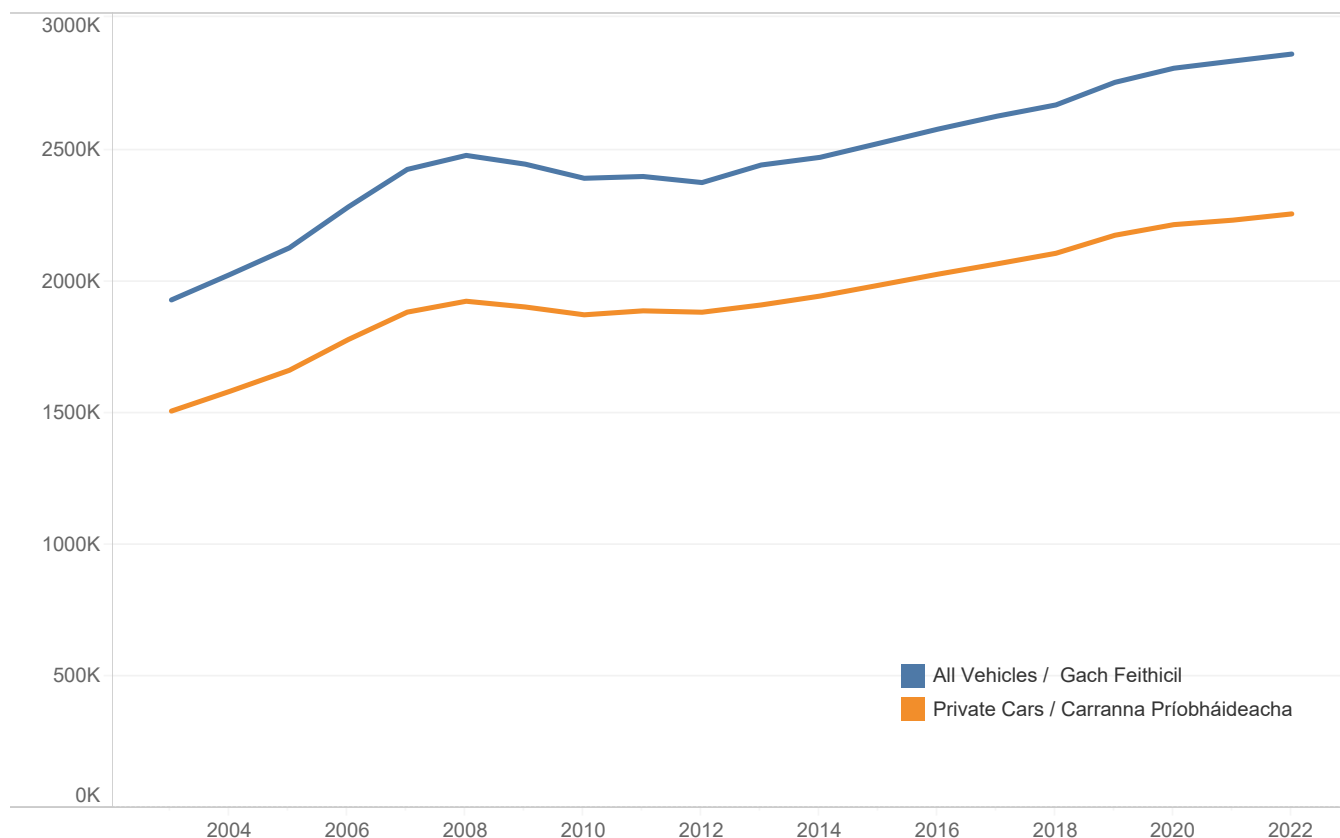


Table 2. Number of Mechanically Propelled Vehicles By Taxation Class at 31st December 2022
Tábla 2. An Líon Feithiclí Inneallghluaiste de réir Aicme Cánachais ag 31ú Nollaig 2022

Taxation Class / Aicme Canachais	2022	2021	Difference Difríocht	% Difference %Difríocht
PRIVATE / PRÍOBHÁIDEACH	2,255,971	2,232,174	23,797	1.07%
GOODS / EARRAÍ	389,184	385,099	4,085	1.06%
AGRICULTURAL TRACTOR/EXCAVATOR / TARRACÓIR TALMHAÍOCHTA/TOCHALT	78,797	82,972	-4,175	-5.03%
VINTAGE/VETERAN / FEITHICIL SEANRÉ	56,114	54,680	1,434	2.62%
MOTORCYCLES / GLUAISROTHAR	47,235	46,636	599	1.28%
EXEMPT / FEITH. EISCITHE	32,465	32,033	432	1.35%
SMALL PSV / FEITH. SEIRBHÍS POIBLÍ BEAG	18,006	18,083	-77	-0.43%
MOTOR CARAVAN / MÓTARCHARBHÁN	17,573	16,181	1,392	8.60%
LARGE PSV / BUS (MÓRFHEITHICIL SEIRBHÍS PO	11,688	11,090	598	5.39%
MOBILE MACHINE / MEAISÍN TAISTIL	4,915	4,994	-79	-1.58%
DUMPER/FORKLIFT TRUCK /DUMPAIRE/FORCARDAITHEOIR	3,099	3,157	-58	-1.84%
HEARSEs / EILEATRAM	977	970	7	0.72%
SCHOOL BUS / BUS SCOILE	886	779	107	13.74%
YOUTH COMMUNITY BUS /BUS POBAIL ÓIGE	762	769	-7	-0.91%
GENERAL HAULAGE TRACTOR / TARRACÓIR TARL. GIN.	689	691	-2	-0.29%
ISLAND VEHICLES /	644	667	-23	-3.45%
TOTAL /IOMLAN	2,919,005	2,890,975	28,030	0.97%

Figure 2. Number of Mechanically Propelled Vehicles Under Current Licence.
Figúr 2. Feithiclí Inneallghluaiste faoi Cheadúnas Reatha.

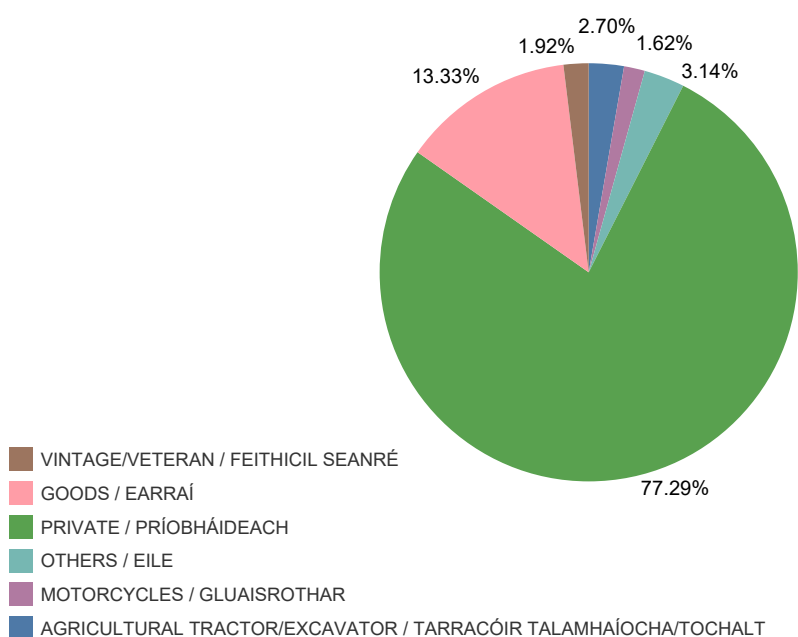


Table 3. Number of Private Cars Licenced by Engine Capacity and CO2 Emissions. (Pre WLTP)
 Tábla 3. An Líon Carranna Príobhaideacha de réir Toilleadh Innill & Astaíochta CO2

Engine CC/Toilleadh Innill	Total /Iomlán	Basis for Motor Tax/An Bonn Mótarchánach											
		CO2 Emissions Band*/Banda Astaíochta CO2											
		A0	A1	A2	A3	A4	B1	B2	C	D	E	F	G
Not over/Gan Níos mó ná 1,000	29,067	35,289	277	26,727	58,336	41,864	13,250	1,296	6	2	2	1	8
1,001 to/go dtí 1,100	1,534		1		3,062	2,656	253	138					
1,101 to/go dtí 1,200	15,787		460	5,524	19,500	33,655	38,928	21,194	282	38		1	
1,201 to/go dtí 1,300	26,175		108	2,022	8,410	29,819	20,975	15,862	1,049	243			1
1,301 to/go dtí 1,400	102,388	3	3,761	9,491	25,854	24,865	41,613	23,721	16,140	4,848	94		26
1,401 to/go dtí 1,500	16,705	4	11,832	77,715	40,861	38,913	14,801	25,181	3,323	525	75	2	
1,501 to/go dtí 1,600	64,933		1,697	70,712	103,828	106,032	35,681	29,144	11,881	4,893	1,409	63	1
1,601 to/go dtí 1,700	869	1	4	527	2,837	43,337	3,627	24,358	801	430	10		
1,701 to/go dtí 1,800	19,099	2	8,302	19,672	365	807	369	5,364	5,205	3,535	805	181	1
1,801 to/go dtí 1,900	17,705		1	2	1	1,681	3,005	7,389	5,227	675	183	35	1
1,901 to/go dtí 2,000	30,898	6	12,452	10,824	48,001	106,838	72,166	75,745	43,927	13,298	3,983	789	11
2,001 to/go dtí 2,100	54								2	1	1	1	
2,101 to/go dtí 2,200	4,312	1	5	119	11,228	7,849	8,638	9,421	12,197	4,137	3,595	395	25
2,201 to/go dtí 2,300	1,709	2		1	1	8	393	2,532	1,875	1,277	891	109	7
2,301 to /go dtí 2,400	694		761	27	8	299	109	196	258	169	171	513	
2,401 to/go dtí 2,500	3,543		242	829	6,353	1,954	1,129	384	3	48	64	239	28
2,501 to/go dtí 2,600	236								1			36	1
2,601 to/go dtí 2,700	285									60	103	21	3
2,701 to/go dtí 2,800	945							1	1	2	29	236	14
2,801 to/go dtí 2,900	23	1	159	1					1		12	35	1
2,901 to/go dtí 3,000	2,948		640	42	9	65	926	2,199	5,001	4,064	4,267	2,340	132
3,001 or more/níos mó ná	2,208		13	9	3	8	420	601	520	79	168	527	496
Grand Total	342,117	35,309	40,715	224,244	328,657	440,650	256,283	244,726	107,700	38,324	15,862	5,524	756

* CO2 Emissions values were introduced as a basis for the assessment of motor tax in respect of all Private Cars registered after 1st July 2008.

* Tugadh luachanna Astuithe CO2 isteach mar bhunús don mheasúnú ar mhótarcháin I leith gach carr príobháideach a cláraíodh tar éis 1 Iúil 2008.

Table 3. (continued) Number of Private Cars Licenced by Engine Capacity and CO2 Emissions. (WLTP)
 Tábla 3. (ar lean) An Líon Carranna Príobhaideacha de réir Toilleadh Innill & Astaíochta CO2

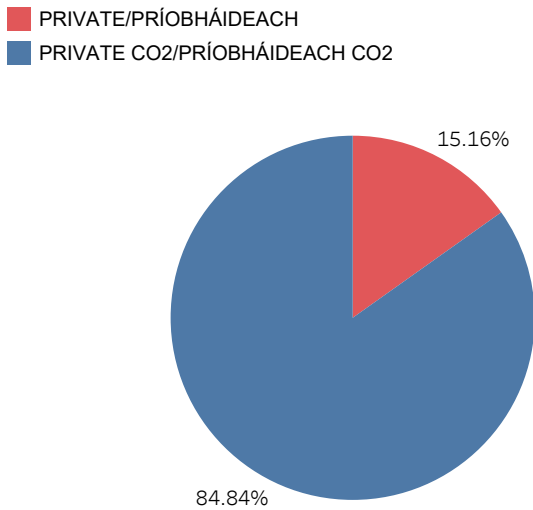
Engine CC/Toilleadh Innill	Basis for Motor Tax/An Bonn Mótarchánach (WLTP)																CO2 Total/ Iomlán (Pre WLTP & WLTP)	Grand Total/ Iomlán Ar Fad	
	CO2 Emissions Band*/Banda Astaíochta CO2																		
	A0	A1	A2	A3	A4	A5	A6	B1	B2	C1	C2	D	E	F1	F2	G			
Not over/Gan Níos mó ná 1,000	489	8		4	13	634	9,524	18,109	10,374	1,067	21	3						217,304	246,371
1,001 to/go dtí 1,100							1	352										6,463	7,997
1,101 to/go dtí 1,200		3	16	2	5	273	3,073	4,718	1,346	1,161	142							130,321	146,108
1,201 to/go dtí 1,300					1	6	101	3	259	12	14	1						78,886	105,061
1,301 to/go dtí 1,400		1,452	13	1	1	2	64	1,174	1,462	2,748	499	56	9	1				157,898	260,286
1,401 to/go dtí 1,500		1,789	12	2,728	941	2,228	3,720	9,349	4,582	2,165	653	294	76	1				241,770	258,475
1,501 to/go dtí 1,600		5,165	2	13	46	701	1,273	3,650	9,609	2,784	139	26	11		1			388,761	453,694
1,601 to/go dtí 1,700					1	1	1		1	17	4	1	56					76,014	76,883
1,701 to/go dtí 1,800		3	6	14	4	5,543	7,812	30	67	101	19	108	6	2				58,323	77,422
1,801 to/go dtí 1,900																		18,200	35,905
1,901 to/go dtí 2,000		3,764	1,396	213	19	1,061	3,203	8,057	6,992	9,510	2,998	1,205	586	72	94	15		427,225	458,123
2,001 to/go dtí 2,100																		5	59
2,101 to/go dtí 2,200		1	3			1	1	4	13	265	130	461	104	1	4	3		58,601	62,913
2,201 to/go dtí 2,300			1								1		4	1	2	9		7,114	8,823
2,301 to /go dtí 2,400	1	99	8									2						2,621	3,315
2,401 to/go dtí 2,500		1,543			3	9	81	4,576	313	48	120	113	7	7	6	4		18,103	21,646
2,501 to/go dtí 2,600																		38	274
2,601 to/go dtí 2,700											1							188	473
2,701 to/go dtí 2,800												1		1	3	13		301	1,246
2,801 to/go dtí 2,900		9	59	2	1									1	3	14		299	322
2,901 to/go dtí 3,000		1,383	306	15	4	1	5	5	15	33	44	32	396	66	301	109		22,400	25,348
3,001 or more/níos mó ná		1	1	7					1	2	1		58	1	3	100		3,019	5,227
Grand Total	490	15,220	1,823	2,999	1,039	10,460	28,859	50,027	35,034	19,913	4,786	2,303	1,313	154	417	267		1,913,854	2,255,971

* CO2 Emissions values were introduced as a basis for the assessment of motor tax in respect of all Private Cars registered after 1st July 2008.

* Tugadh luachanna Astuithe CO2 isteach mar bhunús don mheasúnú ar mhótarcháin i leith gach carr príobhaideach a cláraíodh tar éis 1 Iúil 2008.

Vehicles taxed as Private broken down by Private Standard (Cubic Centimetre) and Private Co2 Emissions

Figure 3. Vehicles taxed as Private by Tax Class
 Figiúr 3. Feithicilí a ngearrtar cáin orthu mar Phríobháideach de réir Aicme Cánach



All vehicles taxed as Private Co2 broken down by Co2 Emissions band and percentage. Gach feithicil a ngearrtar cáin uirthi mar Príobháideach Co2 briste síos de réir banda Astuithe Co2 agus céatadán.

Figure 4. % Private Co2 by Emissions Band
 Figiúr 4. % de Co2 Príobháideach de réir Banda Astuithe

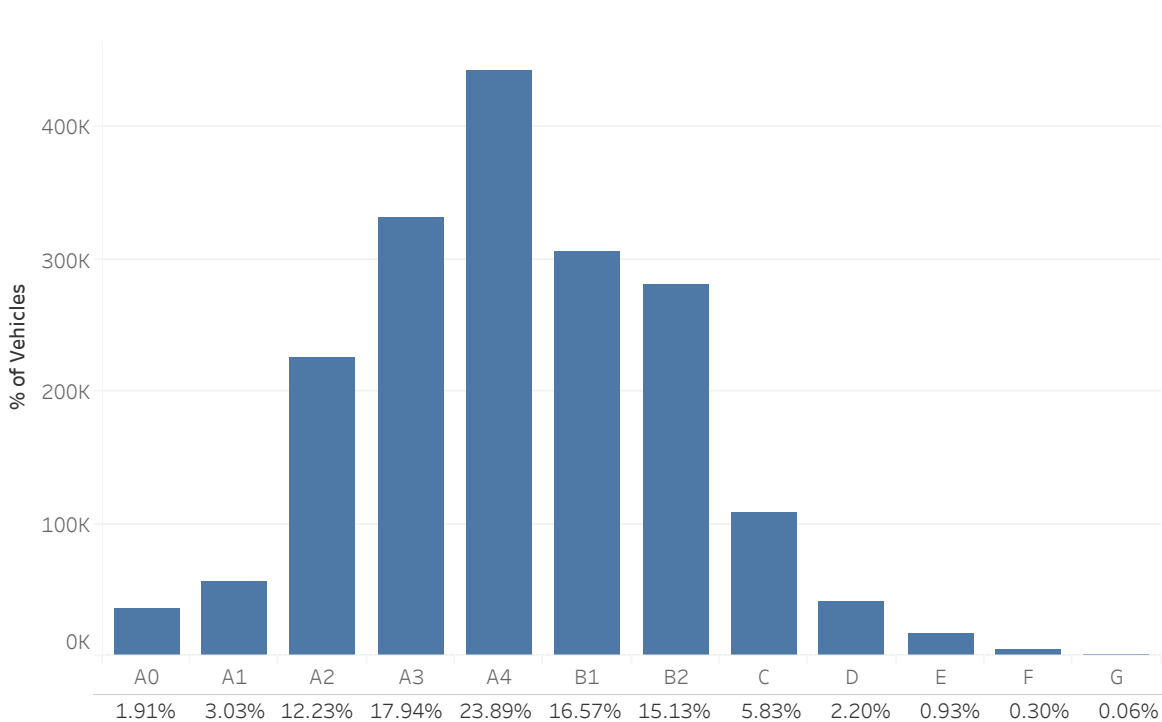


Table 4. Number of Goods Vehicles by Unladen Weight.
 Tábla 4. An Líon Feithiclí Earraí de réir Meáchain gan Ualach.

Unladen Weight (Kilograms)/Meáchan gan Ualach (Cileagram)	Number used for carriage of goods for hire or reward / An líon a húsáideadh chun earraí a iompar ar cíos nó ar son luach saothair	Number used for carriage of licencee's goods only /An líon a húsáideadh chun earraí a iompar don cheadúnaí amháin	Total / Iomlán
Not Exceeding 600/Gan níos mó ná 600	36	1,055	1,091
601 to/go dtí 800	1	38	39
801 to/go dtí 1000	16	434	450
1,001 to/go dtí 1,250	464	13,870	14,334
1,251 to/go dtí 1,500	2,592	74,701	77,293
1,501 to/go dtí 1,750	1,544	40,762	42,306
1,751 to/go dtí 2,000	2,647	81,426	84,073
2,001 to/go dtí 2,250	2,282	69,611	71,893
2,251 to/go dtí 2,500	998	32,446	33,444
2,501 to/go dtí 2,750	547	12,826	13,373
2,751 to/go dtí 3,000	233	4,827	5,060
3,001 to/go dtí 3,250	45	1,035	1,080
3,251 to/go dtí 3,500	48	835	883
3,501 to/go dtí 3,750	71	741	812
3,751 to/go dtí 4,000	79	914	993
4,001 to/go dtí 5,000	327	2,335	2,662
5,001 to/go dtí 6,000	308	1,825	2,133
6,001 to/go dtí 7,000	222	1,301	1,523
7,001 to/go dtí 8,000	320	1,621	1,941
8,001 to/go dtí 9,000	521	2,735	3,256
9,001 to/go dtí 10,000	441	1,869	2,310
10,001 to/go dtí 11,000	547	2,350	2,897
11,001 to/go dtí 12,000	1,046	4,079	5,125
12,001 to/go dtí 13,000	574	2,261	2,835
13,001 to/go dtí 14,000	758	2,707	3,465
14,001 to/go dtí 15,000	762	2,580	3,342
Exceeding/Níos mó ná 15,001	1,779	6,657	8,436
Sub Total / Fo iomlán	19,208	367,841	387,049
Electric/ Leictreach <= 1,250	1	32	33
Electric/ Leictreach > 1,250	156	1,946	2,102
Sub Total	157	1,978	2,135
TOTAL /IOMLÁN	19,365	369,819	389,184

Table 5. Number of Private Cars by Engine Capacity in each Licensing Authority Area.
 Tábla 5. An Líon Carranna Príobhaideacha de réir toilleadh lill i ngach Ceantar Údaráis Cheadúnaithe.

Licencing Authority / Udaras Ceadunaithe	ENGINE CAPACITY (CUBIC CENTIMETRES)/TOILLEADH INNILL (CENTIMEADAR CIUBACH)													Total / Iomlán
	Up to/Go dtí 1,000	1,001 to/go dtí 1,100	1,101 to/go dtí 1,200	1,201 to/go dtí 1,300	1,301 to/go dtí 1,400	1,401 to/go dtí 1,500	1,501 to/go dtí 1,600	1,601 to/go dtí 1,700	1,701 to/go dtí 1,800	1,801 to/go dtí 1,900	1,901 to/go dtí 2,000	2,001 to/go dtí 2,500	Over 2,501	
CARLOW/CEATHARLACH	397	22	241	387	1,328	261	844	11	226	372	469	119	64	4,741
CAVAN/AN CABHÁN	348	16	186	350	1,209	238	768	15	185	377	378	132	67	4,269
CLARE/AN CLÁR	756	36	354	602	2,993	584	2,000	24	415	503	835	258	134	9,494
CORK/CORCAIGH *	3,941	148	1,802	3,331	14,938	1,468	7,632	67	2,153	1,958	3,586	1,016	651	42,691
DONEGAL/DÚN NA nGALL	711	36	341	773	2,629	419	1,497	39	319	718	809	239	78	8,608
DUBLIN/BAILE ÁTHA CLIATH **	7,948	424	4,561	6,976	24,110	3,655	17,377	206	6,883	2,077	7,654	2,695	2,591	87,157
GALWAY/GAILLIMH *	1,399	86	694	1,215	6,073	861	3,724	61	946	1,289	1,784	589	277	18,998
KERRY/CIARRAÍ	1,078	46	540	1,067	4,630	1,064	3,348	36	640	904	1,285	421	199	15,258
KILDARE/CILL DARA	1,275	82	918	1,122	4,514	709	2,827	44	902	695	1,541	497	363	15,489
KILKENNY/CILL CHAINNIGH	600	35	364	495	2,224	448	1,262	11	355	470	716	267	117	7,364
LAOIS/LAOIS	490	25	241	439	1,518	383	1,063	23	279	470	590	187	75	5,783
LEITRIM/LIATROIM	194	19	103	207	648	102	368	13	77	289	192	55	22	2,289
LIMERICK/LUIMNEACH *	1,311	66	518	1,128	4,794	939	3,058	33	666	666	1,206	425	206	15,016
LONGFORD/AN LONGFORT	195	15	97	165	717	128	424	7	105	252	240	59	28	2,432
LOUTH/LÚ	575	24	333	458	1,852	285	1,094	13	319	312	552	188	121	6,126
MAYO/MAIGH EO	823	31	347	744	3,351	476	2,081	36	448	871	863	317	116	10,504
MEATH/AN MHÍ	945	51	745	877	3,680	626	2,311	33	782	760	1,301	443	304	12,858
MONAGHAN/MUINEACHÁN	227	10	105	234	894	126	456	18	119	257	331	85	36	2,898
OFFALY/ÚIBH FHAILÍ	534	34	241	397	1,598	335	1,112	18	249	399	505	169	69	5,660
ROSCOMMON/ROS COMÁIN	326	18	187	372	1,381	262	822	18	193	440	390	143	50	4,602
SLIGO/SLIGEACH	446	39	222	396	1,521	209	792	12	196	345	404	99	40	4,721
TIPPERARY/TIOBRAID ÁRANN	1,184	67	539	1,002	4,199	890	2,755	38	576	869	1,345	488	195	14,147
WATERFORD/PORT LÁIRGE *	851	41	433	766	3,002	504	1,670	20	423	457	788	261	143	9,359
WESTMEATH/AN IARMHÍ	505	24	290	422	1,691	333	938	17	244	494	561	160	80	5,759
WEXFORD/LOCH GARMAN	1,000	63	707	1,133	3,499	838	2,476	34	576	787	1,245	459	211	13,028
WICKLOW/CILL MHANTÁIN	1,008	76	678	1,117	3,395	562	2,234	22	823	674	1,328	541	408	12,866
Total / Iomlán	29,067	1,534	15,787	26,175	102,388	16,705	64,933	869	19,099	17,705	30,898	10,312	6,645	342,117

* City & County/Cathrach & Contae

** City and County including Dun Laoghaire-Rathdown County Council and Fingal County Council / Cathrach agus Contae áirítear Comhairle Contae Dhún Laoghaire-Ráth an Dúin agus Comhairle Contae Fhine Gall

Table 5a. Number of Private Cars by CO2 Emission Band in each Licensing Authority Area. (Pre WLTP)
 Tábla 5a. An Líon Carranna Príobhaideacha de réir Banda Astaíochta CO2 i ngach Ceantar Údaráis Cheadúnaithe.

Licencing Authority / Udarás Ceadunaithe	CO2 EMISSIONS BAND / BANDA ASTAÍOCHTA CO2												Total / Iomlán
	A0	A1	A2	A3	A4	B1	B2	C	D	E	F	G	
CARLOW/CEATHARLACH	339	311	3,158	4,639	6,276	3,293	3,168	1,447	490	193	53	6	23,373
CAVAN/AN CABHÁN	308	383	4,463	5,933	7,302	3,717	3,694	1,697	536	222	47	9	28,311
CLARE/AN CLÁR	718	718	6,442	9,281	12,644	6,890	6,745	2,736	920	360	102	10	47,566
CORK/CORCAIGH *	3,749	3,908	26,417	40,881	54,896	32,304	29,554	12,249	4,684	1,702	541	63	210,948
DONEGAL/DÚN NA nGALL	505	621	8,296	10,999	14,839	8,139	8,174	3,694	1,002	406	89	9	56,773
DUBLIN/BAILE ÁTHA CLIATH **	14,712	18,571	46,704	71,967	97,214	65,215	57,406	26,105	10,671	4,593	1,929	340	415,427
GALWAY/GAILLIMH *	1,482	2,123	12,621	17,766	25,131	14,214	14,106	6,358	2,103	820	275	35	97,034
KERRY/CIARRAÍ	590	691	6,994	10,398	15,203	8,438	9,040	3,619	1,354	474	165	14	56,980
KILDARE/CILL DARA	2,159	2,271	11,924	17,174	23,062	13,348	12,607	5,723	2,046	879	369	43	91,605
KILKENNY/CILL CHAINNIGH	502	476	5,204	7,455	9,850	5,050	5,138	2,360	751	291	96	10	37,183
LAOIS/LAOIS	394	435	4,221	6,022	7,955	3,996	4,289	1,974	630	274	74	7	30,271
LEITRIM/LIATROIM	109	121	1,775	2,481	3,507	1,729	1,796	789	201	106	21	5	12,640
LIMERICK/LUIMNEACH *	928	1,139	9,566	14,304	19,187	11,066	10,086	4,034	1,473	565	212	21	72,581
LONGFORD/AN LONGFORT	146	186	2,051	2,904	4,058	1,974	2,137	991	309	137	30	4	14,927
LOUTH/LÚ	743	913	6,730	9,569	11,653	6,760	5,918	2,394	823	356	117	16	45,992
MAYO/MAIGH EO	473	603	6,559	9,721	13,224	7,276	7,386	3,419	1,016	415	124	9	50,225
MEATH/AN MHÍ	1,693	1,785	10,570	15,463	19,519	11,440	10,869	4,974	1,778	815	281	36	79,223
MONAGHAN/MUINEACHÁN	178	188	3,563	4,712	5,877	3,153	3,318	1,513	438	160	56	5	23,161
OFFALY/ÚIBH FHAILÍ	307	371	4,085	5,774	7,587	4,052	4,170	1,823	535	232	59	7	29,002
ROSCOMMON/ROS COMÁIN	247	316	3,854	5,334	7,023	3,936	3,500	1,651	470	220	40	7	26,598
SLIGO/SLIGEACH	357	325	3,248	4,682	6,435	3,460	3,621	1,510	450	160	48	4	24,300
TIPPERARY/TIOBRAID ÁRANN	726	913	8,844	12,877	17,217	9,042	9,142	3,993	1,351	519	146	23	64,793
WATERFORD/PORT LÁIRGE *	699	610	6,289	9,490	11,847	6,795	6,280	2,721	961	390	133	17	46,232
WESTMEATH/AN IARMHÍ	572	531	4,986	6,986	9,151	4,802	5,006	2,118	671	299	69	8	35,199
WEXFORD/LOCH GARMAN	986	759	9,254	11,976	16,207	8,267	9,226	3,886	1,224	541	170	18	62,514
WICKLOW/CILL MHANTÁIN	1,687	1,447	6,426	9,869	13,786	7,927	8,350	3,922	1,437	733	278	30	55,892
Total /Iomlan	35,309	40,715	224,244	328,657	440,650	256,283	244,726	107,700	38,324	15,862	5,524	756	1,738,750

* City & County/Cathrach & Contae

** City and County including Dun Laoghaire-Rathdown County Council and Fingal County Council / Cathrach agus Contae áirítear Comhairle Contae Dhún Laoghaire-Ráth an Dúin agus Comhairle Contae Fhine Gall

Table 5b. Number of Private Cars by CO2 Emission Band in each Licensing Authority Area. (WLTP)

Tábla 5b. An Líon Carranna Príobhaideacha de réir Banda Astaíochta CO2 i ngach Ceantar Údarais Cheadúnaithe.

Licencing Authority / Udaras Ceadunaithe	CO2 EMISSIONS BAND / BANDA ASTAÍOCHTA CO2																Total / Iomlán	GRAND TOTAL (All Private)/ IOMLÁNAR FAD (Gach Príob- háideacha)
	A	A1	A2	A3	A4	A5	A6	B1	B2	C1	C2	D	E	F1	F2	G		
CARLOW/CEATHARLACH	6	145	17	15	14	132	376	554	501	243	57	35	11	2	1	3	2,112	30,226
CAVAN/AN CABHÁN	1	131	20	22	11	144	427	633	497	320	72	33	19	5	3	3	2,341	34,921
CLARE/AN CLÁR	11	287	22	52	16	255	519	1,165	831	579	110	61	25	3	4		3,940	61,000
CORK/CORCAIGH *	61	1,857	204	303	139	1,311	3,502	6,328	4,483	2,384	641	265	145	17	41	32	21,713	275,352
DONEGAL/DÚN NA nGALL	6	413	37	60	32	242	749	1,193	1,016	586	142	65	37	3	10	3	4,594	69,975
DUBLIN/BAILE ÁTHA CLIATH **	225	5,937	866	1,362	382	3,372	9,948	16,219	10,005	5,796	1,526	765	490	58	122	123	57,196	559,780
GALWAY/GAILLIMH *	19	588	59	144	36	550	1,094	2,073	1,413	927	206	103	61	6	21	4	7,304	123,336
KERRY/CIARRAÍ	7	293	24	45	14	232	610	1,168	969	499	101	58	29	6	10		4,065	76,303
KILDARE/CILL DARA	32	1,032	111	115	58	440	1,413	2,367	1,786	1,000	226	131	59	6	30	16	8,822	115,916
KILKENNY/CILL CHAINNIGH	1	253	20	54	14	223	524	911	793	431	83	47	13	2	10	5	3,384	47,931
LAOIS/LAOIS	2	183	12	24	7	140	378	713	496	326	73	33	8	3	6	1	2,405	38,459
LEITRIM/LIATROIM		46	3	13	3	61	137	278	201	144	19	9	7		1		922	15,851
LIMERICK/LUIMNEACH *	18	480	73	84	56	404	986	1,886	1,259	791	182	94	42	3	8	2	6,368	93,965
LONGFORD/AN LONGFORT	2	55	3	25	5	73	201	322	249	133	29	10	8		3	2	1,120	18,479
LOUTH/LÚ	9	335	33	59	32	217	706	1,292	929	498	143	45	29	5	10	10	4,352	56,470
MAYO/MAIGH EO	6	211	19	48	12	236	507	1,061	720	454	85	57	26	4	9	3	3,458	64,187
MEATH/AN MHÍ	22	686	84	96	40	406	1,126	1,932	1,423	835	212	116	50	8	24	16	7,076	99,157
MONAGHAN/MUINEACHÁN	1	109	16	14	3	59	291	512	435	275	69	25	26	2	4	2	1,843	27,902
OFFALY/ÚIBH FHAILÍ	3	151	10	44	3	182	370	720	466	284	43	24	21	1	6	6	2,334	36,996
ROSCOMMON/ROS COMÁIN	1	107	12	42	8	281	793	1,136	946	359	67	21	20		6	2	3,801	35,001
SLIGO/SLIGEACH	7	142	9	42	16	126	307	498	421	244	51	21	15	4	2	1	1,906	30,927
TIPPERARY/TIOBRAID ÁRANN	9	343	13	88	21	311	771	1,413	1,116	648	149	60	38	3	14	11	5,008	83,948
WATERFORD/PORT LÁIRGE *	5	366	43	59	23	231	853	1,652	1,153	659	144	43	35	6	15	3	5,290	60,881
WESTMEATH/AN IARMHÍ	7	217	15	50	14	184	439	769	623	331	73	40	19	2	10	7	2,800	43,758
WEXFORD/LOCH GARMAN	14	365	31	73	39	402	1,119	2,020	1,439	699	154	68	47	2	38	6	6,516	82,058
WICKLOW/CILL MHANTÁIN	15	488	67	66	41	246	713	1,212	864	468	129	74	33	3	9	6	4,434	73,192
Total /Iomlan	490	15,220	1,823	2,999	1,039	10,460	28,859	50,027	35,034	19,913	4,786	2,303	1,313	154	417	267	175,104	2,255,971

* City & County/Cathrach & Contae

** City and County including Dun Laoghaire-Rathdown County Council and Fingal County Council / Cathrach agus Contae áirítear Comhairle Contae Dhún Laoghaire-Ráth an Dúin agus Comhairle Contae Fhine Gall

Table 6. Number of Goods Vehicle by Unladen Weight in each Licensing Authority Area.
 Tábla 6. An Lion Feithiclí Earraí de réir Meáchain gan ualach i ngach Ceantar Údaráis Cheadúnaithe.

Licencing Authority / Udaras Ceadunaithe	Unladen Weight Expressed in Kilograms / Méachan gan Ualach (Cileagram)														Total / Iomlán	
	Electric/ L eictreach <= 1,250	Electric/ L eictreach > 1,250	Upto/Go dtí 800	801 - 1,000	1,001 - 1,250	1,251 - 1,500	1,501 - 2,000	2,001 - 4,000	4,001 - 8,000	8,001 - 9,000	9,001 - 10,000	10,001 - 11,000	11,001 - 12,000	Over / Níos mó na 12,001		
CARLOW/CEATHARLACH		6	19	7	192	1,111	2,042	2,195	117	48	25	44	96	385	6,287	
CAVAN/AN CABHÁN			19	13	8	393	2,279	2,744	2,871	206	52	46	73	161	333	9,198
CLARE/AN CLÁR	1	6	58	7	348	1,779	3,599	2,974	186	57	33	39	48	362	9,497	
CORK/CORCAIGH *	1	133	262	74	1,638	8,712	16,390	13,596	982	326	262	221	607	2,267	45,471	
DONEGAL/DÚN NA nGALL			8	86	147	2,509	2,995	5,748	3,865	260	105	67	82	217	541	16,630
DUBLIN/BAILE ÁTHA CLIATH **	26	1,683	124	28	2,503	18,415	25,018	27,045	1,802	902	640	748	714	3,427	83,075	
GALWAY/GAILLIMH *			21	54	16	847	4,287	7,445	6,775	446	151	94	146	122	1,045	21,449
KERRY/CIARRAÍ			6	16	9	389	2,640	4,669	4,086	278	74	53	51	97	508	12,876
KILDARE/CILL DARA			30	59	14	470	3,451	5,751	6,760	403	173	136	203	378	840	18,668
KILKENNY/CILL CHAINNIGH			18	15	8	220	1,511	2,902	2,978	194	93	42	49	158	605	8,793
LAOIS/LAOIS	1	2	11	3	122	903	1,781	3,058	140	66	48	73	143	357	6,708	
LEITRIM/LIATROIM			2	10	3	217	970	1,440	1,009	48	16	23	12	44	94	3,888
LIMERICK/LUIMNEACH *			23	32	9	364	2,473	4,574	5,488	459	221	123	117	178	887	14,948
LONGFORD/AN LONGFORT				15	2	160	945	1,398	1,352	91	39	38	32	47	271	4,390
LOUTH/LÚ			9	32	7	241	1,988	2,672	2,713	215	116	58	83	206	283	8,623
MAYO/MAIGH EO			7	43	10	600	3,204	4,368	4,442	245	68	73	81	109	534	13,784
MEATH/AN MHÍ	2	8	14	18	440	3,205	4,597	6,572	425	127	100	260	266	1,008	17,042	
MONAGHAN/MUINEACHÁN			3	15	14	289	2,083	2,592	2,409	112	79	81	137	357	779	8,950
OFFALY/ÚIBH FHAILÍ			2	21	6	234	1,291	2,322	2,481	138	35	36	39	52	354	7,011
ROSCOMMON/ROS COMÁIN			2	46	7	276	1,383	2,232	2,141	118	45	23	45	59	286	6,663
SLIGO/SLIGEACH			8	26	7	344	1,479	2,352	1,902	125	53	28	24	50	198	6,596
TIPPERARY/TIOBRAID ÁRANN	1	6	31	12	409	2,652	5,243	5,378	337	107	74	78	192	955	15,475	
WATERFORD/PORT LáIRGE *			22	26	7	231	1,577	2,833	3,158	148	52	35	35	124	184	8,432
WESTMEATH/AN IARMHÍ	1	17	37	10	266	1,826	3,012	2,841	178	72	58	53	82	264	8,717	
WEXFORD/LOCH GARMAN			45	41	12	381	2,626	5,264	4,863	349	106	78	109	537	929	15,340
WICKLOW/CILL MHANTÁIN			16	24	5	251	1,508	3,391	4,586	257	73	36	63	81	382	10,673
Total / Iomlán	33	2,102	1,130	450	14,334	77,293	126,379	127,538	8,259	3,256	2,310	2,897	5,125	18,078	389,184	

* City & County/Cathrach & Contae

** City and County including Dun Laoghaire-Rathdown County Council and Fingal County Council / Cathrach agus Contae áirítear Comhairle Contae Dhún Laoghaire-Ráth an Dúin agus Comhairle Contae Fhine Gall

Table 7. Number of Tractors by Taxation Class in each Licensing Authority Area.
 Tábla 7. An Líon Tarracóirí de réir Aicme Cánachais i ngach Ceantar Údaráis Cheadúnaithe

Licencing Authority / Udaras Ceadúnaithe	Agricultural Tractor / Tarracóir Talmhaíochta	Combine Harvester / Combhuantóir	Excavator/ Tocht	General Transport Tractor / Tarracóir Iompair Ghinearálta	Total / Iomlán
CARLOW/CEATHARLACH	1,598	47	188	9	1,842
CAVAN/AN CABHÁN	2,608	2	39	75	2,724
CLARE/AN CLÁR	2,685		63	18	2,766
CORK/CORCAIGH *	9,688	113	1,063	132	10,996
DONEGAL/DÚN NA nGALL	3,008	3	60	7	3,078
DUBLIN/BAILE ÁTHA CLIATH **	1,259	41	175	44	1,519
GALWAY/GAILLIMH *	4,676	7	133	46	4,862
KERRY/CIARRAÍ	3,748	6	300	62	4,116
KILDARE/CILL DARA	2,177	60	197	16	2,450
KILKENNY/CILL CHAINNIGH	3,412	38	253	40	3,743
LAOIS/LAOIS	2,663	38	156	11	2,868
LEITRIM/LIATROIM	909		19	4	932
LIMERICK/LUIMNEACH *	3,390	4	248	50	3,692
LONGFORD/AN LONGFORT	1,201		26	1	1,228
LOUTH/LÚ	1,009	37	39	11	1,096
MAYO/MAIGH EO	4,353		95	55	4,503
MEATH/AN MHÍ	2,719	50	196	3	2,968
MONAGHAN/MUINEACHÁN	1,656	1	43	7	1,707
OFFALY/ÚIBH FHAILÍ	2,257	21	138	9	2,425
ROSCOMMON/ROS COMÁIN	2,270	4	40	10	2,324
SLIGO/SLIGEACH	1,431	1	14	2	1,448
TIPPERARY/TIOBRAID ÁRANN	5,176	61	378	35	5,650
WATERFORD/PORT LÁIRGE *	1,951	14	218	8	2,191
WESTMEATH/AN IARMHÍ	1,937	12	68	10	2,027
WEXFORD/LOCH GARMAN	4,151	99	336	19	4,605
WICKLOW/CILL MHANTÁIN	1,535	23	163	5	1,726
Total / Iomlán	73,467	682	4,648	689	79,486

* City & County/Cathrach & Contae

** City and County including Dun Laoghaire-Rathdown County Council and Fingal County Council / Cathrach agus Contae áirítear Comhairle Contae Dhún Laoghaire-Ráth an Dúin agus Comhairle Contae Fhine Gall

Table 7a. Number of Motor Cycles by Engine Capacity in each Licensing Authority Area.
Tábla 7a. An Líon Gluaisrothair de réir Toilleadh Innill i ngach Ceantar Údaráis Cheadúnaithe.

Licencing Authority / Udarás Ceadunaithe	Motor Cycles / Gluaisrothair				Total / Iomlán
	Up to/ Go dtí 75 cc	76 cc up to / go dtí 150 cc	151 cc up to / go dtí 250 cc	Over / Os cionn 250 cc	
CARLOW/CEATHARLACH	18	40	25	602	685
CAVAN/AN CABHÁN	21	64	17	500	602
CLARE/AN CLÁR	37	93	48	941	1,119
CORK/CORCAIGH *	199	637	211	5,356	6,403
DONEGAL/DÚN NA nGALL	40	100	22	788	950
DUBLIN/BAILE ÁTHA CLIATH **	709	2,072	466	9,686	12,933
GALWAY/GAILLIMH *	60	151	62	1,515	1,788
KERRY/CIARRAÍ	75	125	41	1,100	1,341
KILDARE/CILL DARA	67	161	77	2,483	2,788
KILKENNY/CILL CHAINNIGH	36	63	28	985	1,112
LAOIS/LAOIS	21	43	20	596	680
LEITRIM/LIATROIM	10	26	4	174	214
LIMERICK/LUIMNEACH *	60	165	61	1,594	1,880
LONGFORD/AN LONGFORT	7	32	15	279	333
LOUTH/LÚ	55	100	32	947	1,134
MAYO/MAIGH EO	44	68	25	730	867
MEATH/AN MHÍ	47	113	50	2,011	2,221
MONAGHAN/MUINEACHÁN	14	49	7	334	404
OFFALY/ÚIBH FHAILÍ	41	66	19	679	805
ROSCOMMON/ROS COMÁIN	15	34	14	358	421
SLIGO/SLIGEACH	25	66	20	419	530
TIPPERARY/TIOBRAID ÁRANN	51	107	51	1,598	1,807
WATERFORD/PORT LÁIRGE *	67	178	57	1,421	1,723
WESTMEATH/AN IARMHÍ	23	56	13	628	720
WEXFORD/LOCH GARMAN	60	151	49	1,597	1,857
WICKLOW/CILL MHANTÁIN	42	128	70	1,678	1,918
Total / Iomlán	1,844	4,888	1,504	38,999	47,235

* City & County/Cathrach & Contae

** City and County including Dun Laoghaire-Rathdown County Council and Fingal County Council / Cathrach agus Contae áirítear Comhairle Contae Dhún Laoghaire-Ráth an Dúin agus Comhairle Contae Fhine Gall

Table 8: Number of Exempt, Public Service and Other Vehicles in each Licensing Authority Area
Tábla 8: An Líon Feithiclí Díolmhaithe, Seirbhíse Poiblí agus Eile i ngach Ceantar Udaráis Cheadúnaithe

Licencing Authority / Udaras Ceadúnaithe	Public Service Vehicles / Feithiclí I Seirbhíse Poiblí				Total / Iomlán	(1) EXEMPT VEHICLES / FEITHICLÍ DIOLMHAITHE	(2) OTHER CLASSES /AICMÍ EILE	TOTAL (All Classes) / IOMIÁN (Gach aicme)
	TAXI / TACSAÍ	HACKNEY / CARR FOSTAITHE	LIMOUSINE / LIMISIN	LARGE PUBLIC SERVICE VEHICLE / BUS (MÓRFHEITHICIL SEIRBHÍS POIBLÍ)				
CARLOW/CEATHARLACH	103	10	12	154	279	334	1,575	41,228
CAVAN/AN CABHÁN	89	49	2	192	332	402	1,618	49,797
CLARE/AN CLÁR	126	65	102	253	546	859	2,915	78,702
CORK/CORCAIGH *	1,103	170	177	907	2,357	3,758	11,064	355,401
DONEGAL/DÚN NA nGALL	137	110	29	665	941	1,043	4,347	96,964
DUBLIN/BAILE ÁTHA CLIATH **	9,004	21	406	3,353	12,784	11,236	10,240	691,567
GALWAY/GAILLIMH *	645	70	111	721	1,547	2,211	5,803	160,996
KERRY/CIARRAÍ	194	58	196	508	956	874	4,307	100,773
KILDARE/CILL DARA	545	51	80	469	1,145	986	3,756	145,709
KILKENNY/CILL CHAINNIGH	143	33	17	389	582	542	2,151	64,854
LAOIS/LAOIS	160	24	10	229	423	394	1,596	51,128
LEITRIM/LIATROIM	34	14	5	137	190	254	986	22,315
LIMERICK/LUIMNEACH *	451	39	133	342	965	1,329	3,760	120,539
LONGFORD/AN LONGFORT	46	12	7	144	209	257	1,056	25,952
LOUTH/LÚ	435	23	56	260	774	734	1,493	70,324
MAYO/MAIGH EO	105	59	46	391	601	1,238	2,793	87,973
MEATH/AN MHÍ	777	27	86	428	1,318	824	3,103	126,633
MONAGHAN/MUINEACHÁN	20	30	15	234	299	295	1,274	40,831
OFFALY/ÚIBH FHAILÍ	78	44	20	258	400	351	2,162	50,150
ROSCOMMON/ROS COMÁIN	54	47	9	135	245	522	1,992	47,168
SLIGO/SLIGEACH	100	14	25	133	272	518	1,740	42,031
TIPPERARY/TIOBRAID ÁRANN	37	101	87	424	649	995	3,971	112,495
WATERFORD/PORT LÁIRGE *	186	15	35	160	396	614	2,317	76,554
WESTMEATH/AN IARMHÍ	199	6	14	156	375	407	1,673	57,677
WEXFORD/LOCH GARMAN	103	40	36	385	564	813	4,123	109,360
WICKLOW/CILL MHANTÁIN	215	23	46	261	545	675	3,155	91,884
Total / Iomlán	15,089	1,155	1,762	11,688	29,694	32,465	84,970	2,919,005

(1) Includes Government Owned, Diplomatic, Special (Invalid), Fire Brigade Vehicles, Ambulances, and Rescue Services Vehicles /Áirítear Feithiclí Rialtais, Taidhleoireachta, Speisialta (Easlán), Feithiclí na mBriogád Dóiteáin, Otharcharranna agus Feithiclí Seirbhíse Tarrthála

(2) Includes School Buses, Mobile Machines, Dumpers, Hearses, Vintage/Veteran Cars, Motor Caravans and Island Vehicles /Áirítear Busanna Scoile, Meaisíní Soghluaiste, Dumpálaithe, Eileatrain, Feithiclí Seanré, Mótarcharbháin agus Feithiclí Oileán

Table 9. Number of Private Cars by Make.
Tábla 9. An Líon Carranna Príobháideacha de réir Déanamh.

MAKE / DÉANAMH	VEHICLES / FEITHICLÍ	MAKE / DÉANAMH	VEHICLES / FEITHICLÍ
ABARTH	47	MASERATI	181
ALFA ROMEO	2,169	MAZDA	37,012
ASTON MARTIN	59	MERCEDES BENZ	79,433
AUDI	124,500	MG	951
BENTLEY	133	MINI	15,326
BMW	110,060	MITSUBISHI	16,261
CF MOTO	24	MORGAN	21
CHEVROLET	2,329	NISSAN	153,635
CHRYSLER	593	OPEL	83,930
CITROEN	36,127	PERODUA	93
CUPRA	761	PEUGEOT	80,324
DACIA	28,355	POLESTAR	123
DAIHATSU	1,362	PORSCHE	2,059
DODGE	86	RENAULT	97,116
DS	320	ROVER	390
FERRARI	36	SAAB	2,929
FIAT	18,162	SEAT	43,644
FORD	234,698	SKODA	112,369
HONDA	44,965	SMART	487
HYUNDAI	151,137	SSANGYONG	922
INFINITI	71	SUBARU	2,849
ISUZU	95	SUZUKI	24,148
IVECO	35	TESLA	3,555
JAGUAR	7,677	TOYOTA	280,983
JEEP	568	VAUXHALL	29,211
KIA	84,982	VOLKSWAGEN	276,365
LANDROVER	14,323	VOLVO	34,280
LEXUS	13,071	OTHER MAKES / DÉANAMH EILE	507
LOTUS	33	MAKE UNSPECIFIED / DÉANAMH NEAMHSHON- RAITHE	72
MAN	17		
		Total / Iomlán	2,255,971

Table 9a. Number of Private Cars by Make in each Licensing Authority Area.
Tábla 9a. An Líon Carranna Príobháideacha de réir Déanaimh i ngach Ceantar Údaráis Cheadúnaithe.

Licensing Authority / Udarás Ceadúnaithe	ALFA ROMEO	AUDI	BMW	CHEVROLE..	CITROEN	DACIA	DAIHATSU	FIAT	FORD	HONDA	HYUNDAI
CARLOW/CEATHARLACH	17	1,962	1,136	43	527	647	18	206	3,091	482	2,270
CAVAN/AN CABHÁN	20	2,244	1,360	26	442	486	16	157	4,274	430	2,048
CLARE/AN CLÁR	49	3,304	2,252	51	1,376	896	43	310	8,545	996	3,571
CORK/CORCAIGH *	241	13,724	12,600	192	3,599	3,484	197	2,343	34,359	4,638	16,555
DONEGAL/DÚN NA nGALL	40	3,653	2,567	45	1,338	808	35	476	7,323	970	3,775
DUBLIN/BAILE ÁTHA CLIATH **	851	28,971	34,614	698	7,237	5,285	370	6,330	48,047	15,736	40,441
GALWAY/GAILLIMH *	60	7,833	5,995	113	2,126	1,337	60	508	13,264	2,185	8,609
KERRY/CIARRAÍ	41	3,446	3,062	88	1,519	848	63	472	10,113	1,302	5,438
KILDARE/CILL DARA	127	6,486	6,389	87	2,172	1,649	63	869	10,546	2,388	9,031
KILKENNY/CILL CHAINNIGH	36	2,718	1,998	60	844	573	20	261	5,130	915	3,844
LAOIS/LAOIS	14	2,229	1,541	38	700	708	18	211	4,623	985	2,150
LEITRIM/LIATROIM	11	1,086	458	15	254	220	14	149	1,344	181	895
LIMERICK/LUIMNEACH *	63	5,036	4,231	116	1,243	1,348	51	550	12,431	1,610	6,239
LONGFORD/AN LONGFORT	9	1,396	793	14	299	157	10	104	1,667	243	1,747
LOUTH/LÚ	48	2,938	2,658	67	873	863	17	348	5,485	821	3,376
MAYO/MAIGH EO	26	4,142	2,555	49	1,320	705	30	316	8,756	844	3,461
MEATH/AN MHÍ	105	5,703	5,280	101	1,659	1,320	38	799	8,793	1,793	7,232
MONAGHAN/MUINEACHÁN	27	1,711	1,246	11	355	151	13	127	2,724	235	1,864
OFFALY/ÚIBH FHAILÍ	22	2,264	1,577	21	1,042	698	17	154	3,430	477	2,336
ROSCOMMON/ROS COMÁIN	18	2,098	1,266	33	489	646	12	207	3,672	416	2,040
SLIGO/SLIGEACH	27	1,925	1,089	27	457	250	25	161	2,965	385	1,962
TIPPERARY/TIOBRAID ÁRANN	43	4,634	3,794	69	1,542	960	59	402	9,572	1,474	4,784
WATERFORD/PORT LÁIRGE *	65	3,290	2,578	116	1,010	1,135	44	576	5,750	1,150	3,458
WESTMEATH/AN IARMHÍ	37	3,043	2,102	52	912	725	26	294	3,587	740	3,445
WEXFORD/LOCH GARMAN	68	4,721	3,311	96	1,828	1,528	45	709	8,895	1,798	5,230
WICKLOW/CILL MHANTÁIN	104	3,943	3,608	101	964	928	58	1,123	6,312	1,771	5,336
TOTAL/IOMLÁN	2,169	124,500	110,060	2,329	36,127	28,355	1,362	18,162	234,698	44,965	151,137

* City & County/Cathrach & Contae

** City and County including Dun Laoghaire-Rathdown County Council and Fingal County Council / Cathrach agus Contae áirítear Comhairle Contae Dhún Laoghaire-Ráth an Dúin agus Comhairle Contae Fhine Gall

Table 9a. (continued) Number of Private Cars by Make in each Licensing Authority Area.
Tábla 9a. (ar lean) An Líon Carranna Príobháideacha de réir Déanaimh i ngach Ceantar Údaráis Cheadúnaithe.

Licencing Authority / Udaras Ceadunaithe	JAGUAR	KIA	LAND ROVER	LEXUS	MAZDA	MERCEDES BENZ	MINI	MITSUBISHI	NISSAN	OPEL	PEUGEOT	PORSCHE
CARLOW/CEATHARLACH	83	1,083	137	71	629	1,093	149	203	1,787	1,265	1,282	14
CAVAN/AN CABHÁN	102	697	153	104	419	1,162	162	178	2,712	1,129	955	11
CLARE/AN CLÁR	154	2,921	234	210	1,270	1,528	294	364	5,207	1,446	1,727	16
CORK/CORCAIGH *	840	13,562	1,499	1,355	5,126	8,202	1,860	1,387	14,114	11,229	7,536	181
DONEGAL/DÚN NA nGALL	156	4,289	366	181	850	1,352	331	443	3,313	2,823	2,666	11
DUBLIN/BAILE ÁTHA CLIATH **	2,819	15,831	5,014	6,123	9,181	26,672	5,161	4,872	43,554	20,020	18,599	1,166
GALWAY/GAILLIMH *	315	3,513	611	948	1,622	4,018	725	911	7,899	4,586	3,594	80
KERRY/CIARRAÍ	170	3,214	370	276	1,069	2,040	333	473	5,284	3,107	3,500	34
KILDARE/CILL DARA	464	5,683	842	578	2,007	4,532	831	907	7,610	4,020	3,706	99
KILKENNY/CILL CHAINNIGH	141	2,342	247	140	679	1,512	264	364	3,032	1,607	2,244	17
LAOIS/LAOIS	96	2,300	166	103	542	1,234	217	235	2,582	1,209	1,162	7
LEITRIM/LIATROIM	39	440	65	36	174	370	71	84	932	1,102	490	6
LIMERICK/LUIMNEACH *	256	3,586	479	291	1,602	2,913	499	476	6,678	3,688	3,442	39
LONGFORD/AN LONGFORT	26	416	71	61	173	594	80	138	1,133	507	503	3
LOUTH/LÚ	194	2,468	321	197	1,069	2,022	371	360	4,295	1,525	2,655	39
MAYO/MAIGH EO	131	1,815	248	226	627	1,648	277	493	3,757	2,253	2,120	13
MEATH/AN MHÍ	410	3,551	708	536	1,850	4,308	659	736	6,856	2,618	3,706	86
MONAGHAN/MUINEACHÁN	66	549	150	71	345	984	117	165	1,484	1,641	1,489	12
OFFALY/ÚIBH FHAILÍ	86	1,647	149	111	590	1,098	205	301	2,708	1,314	1,594	8
ROSCOMMON/ROS COMÁIN	61	903	134	86	277	851	162	319	2,302	1,961	928	5
SLIGO/SLIGEACH	43	1,207	102	85	398	852	196	201	1,959	1,296	1,222	14
TIPPERARY/TIOBRAID ÁRANN	180	3,387	421	241	1,185	2,443	444	545	5,764	3,121	4,243	35
WATERFORD/PORT LÁIRGE *	171	2,140	343	174	1,458	1,882	375	385	4,748	3,103	2,630	24
WESTMEATH/AN IARMHÍ	120	1,853	174	153	502	1,270	255	315	2,820	1,327	1,476	15
WEXFORD/LOCH GARMAN	215	2,793	490	215	2,113	2,250	549	610	5,608	3,289	4,231	23
WICKLOW/CILL MHANTÁIN	339	2,792	829	499	1,255	2,603	739	796	5,497	2,744	2,624	101
TOTAL/IOMLÁN	7,677	84,982	14,323	13,071	37,012	79,433	15,326	16,261	153,635	83,930	80,324	2,059

* City & County/Cathrach & Contae

** City and County including Dun Laoghaire-Rathdown County Council and Fingal County Council / Cathrach agus Contae áirítear Comhairle Contae Dhún Laoghaire-Ráth an Dúin agus Comhairle Contae Fhine Gall

Table 9a. (continued) Number of Private Cars by Make in each Licensing Authority Area.
Tábla 9a. (ar lean) An Líon Carranna Príobháideacha de réir Déanaimh i ngach Ceantar Údaráis
Cheadúnaithe.

Licensing Authority / Udaras Ceadunaithe	RENAULT	SAAB	SEAT	SKODA	SUBARU	SUZUKI	TESLA	TOYOTA	VAUXHALL	VOLKSWA..	VOLVO	OTHER MAKES / DÉANAMH EILE	MAKE UN- SPECIFIED / DÉANAMH NEAMH- SHON- RAITHE	TOTAL / IOMLÁN
CARLOW/CEATHARLACH	1,417	30	570	1,591	24	277	23	3,113	359	4,107	454	65	1	30,226
CAVAN/AN CABHÁN	1,291	34	898	2,082	27	219	22	4,919	813	4,866	399	62	2	34,921
CLARE/AN CLÁR	2,380	57	685	2,909	58	664	50	8,214	608	7,622	846	139	4	61,000
CORK/CORCAIGH *	13,972	309	6,532	15,442	367	3,135	318	39,126	2,439	29,946	4,252	683	8	275,352
DONEGAL/DÚN NA nGALL	2,020	76	1,562	3,612	124	1,409	20	10,602	2,805	8,739	1,066	124	5	69,975
DUBLIN/BAILE ÁTHA CLIATH **	22,264	968	9,831	24,619	672	5,658	1,998	65,444	4,388	64,159	9,854	2,313	20	559,780
GALWAY/GAILLIMH *	3,624	121	1,928	7,133	135	1,123	110	17,562	1,880	16,352	2,134	320	2	123,336
KERRY/CIARRAÍ	2,862	76	1,184	4,115	127	795	45	10,325	904	8,323	1,151	131	3	76,303
KILDARE/CILL DARA	6,351	128	2,451	5,792	153	1,074	196	12,033	1,254	13,078	2,006	306	8	115,916
KILKENNY/CILL CHAINNIGH	1,840	54	1,290	2,306	54	538	36	5,574	516	5,899	741	94	1	47,931
LAOIS/LAOIS	1,936	28	723	2,166	34	524	24	3,886	465	5,008	440	155		38,459
LEITRIM/LIATROIM	521	34	262	1,014	14	159	6	1,794	460	2,952	158	40	1	15,851
LIMERICK/LUIMNEACH *	4,132	97	1,394	3,765	87	701	80	13,542	894	10,954	1,272	178	2	93,965
LONGFORD/AN LONGFORT	480	19	244	949	30	213	7	2,503	363	3,320	164	43		18,479
LOUTH/LÚ	3,169	40	1,521	2,666	35	511	47	6,359	1,088	7,326	546	150	2	56,470
MAYO/MAIGH EO	1,421	53	1,184	3,604	47	715	27	9,612	1,585	9,128	874	124	1	64,187
MEATH/AN MHÍ	5,801	125	1,796	4,787	112	855	144	11,086	1,253	12,654	1,404	292	1	99,157
MONAGHAN/MUINEACHÁN	656	31	1,644	1,268	18	342	13	2,654	1,603	3,726	349	60	1	27,902
OFFALY/ÚIBH FHAILÍ	1,797	30	551	1,457	35	395	21	5,018	517	4,855	394	76	1	36,996
ROSCOMMON/ROS COMÁIN	1,672	37	843	2,037	22	409	15	4,705	612	5,264	409	89	1	35,001
SLIGO/SLIGEACH	683	37	522	2,040	43	392	14	4,461	776	4,622	409	79	1	30,927
TIPPERARY/TIOBRAID ÁRANN	3,428	91	1,101	3,992	120	878	35	11,358	780	11,515	1,080	225	3	83,948
WATERFORD/PORT LÁIRGE *	3,107	119	1,404	3,436	91	810	45	6,742	540	6,860	938	182	2	60,881
WESTMEATH/AN IARMHÍ	2,513	66	798	2,069	37	298	27	5,406	609	6,067	536	89		43,758
WEXFORD/LOCH GARMAN	5,077	116	1,481	3,712	142	1,021	57	7,743	1,001	9,698	1,175	220		82,058
WICKLOW/CILL MHANTÁIN	2,702	153	1,245	3,806	241	1,033	175	7,202	699	9,325	1,229	314	2	73,192
TOTAL/IOMLÁN	97,116	2,929	43,644	112,369	2,849	24,148	3,555	280,983	29,211	276,365	34,280	6,553	72	2,255,971

* City & County/Cathrach & Contae

** City and County including Dun Laoghaire-Rathdown County Council and Fingal County Council / Cathrach agus Contae áirítear Comhairle Contae Dhún Laoghaire-Ráth an Dúin agus Comhairle Contae Fhine Gall

Table 10. Number of Goods Vehicles by Make in each Licensing Authority Area.
Tábla 10. An Líon Feithiclí Earraí de réir Déanaimh i ngach Ceantar Údaráis Cheadúnaithe.

Licencing Authority / Udaras Ceadunaithe	AUDI	BEVAN	BMW	CHEVR- OLET	CHRYSLER	CITROEN	DACIA	DAF	DAIHAT- SU	DENNIS EAGLE	FIAT	FITZ- GERALDS	FORD	FUSO	HINO
CARLOW/CEATHARLACH	12	2	37	2	8	302	4	102	4		70	4	1,078	11	52
CAVAN/AN CABHÁN	16	1	68	7	11	705	5	82	8		91	5	1,531	11	8
CLARE/AN CLÁR	5	1	51	5	7	847	7	117	1	7	52	10	1,440	18	63
CORK/CORCAIGH *	76	9	188	29	35	2,456	41	1,393	21	36	609	229	8,909	55	70
DONEGAL/DÚN NA nGALL	8	3	67	1	22	2,192	9	237	7		187		2,684	3	18
DUBLIN/BAILE ÁTHA CLIAT..	112	122	259	25	46	3,464	172	1,935	2	130	888	72	20,004	302	213
GALWAY/GAILLIMH *	56	2	172	8	22	1,195	20	325	8	22	211	21	3,587	15	71
KERRY/CIARRAÍ	20	2	51	6	9	693	4	234	10	7	417	28	2,202	8	46
KILDARE/CILL DARA	48	14	158	12	23	1,059	23	313	3	3	244	6	3,378	70	71
KILKENNY/CILL CHAINNIGH	16	1	51	2	2	469	8	207	4		50	1	1,401	9	48
LAOIS/LAOIS	21	1	44	6	6	323	3	110	3		44	7	1,258	8	11
LEITRIM/LIATROIM	12		9	3	3	283	4	38	5		135		488	1	10
LIMERICK/LUIMNEACH *	21	8	57	8	13	594	19	312	3	5	170	73	2,967	27	26
LONGFORD/AN LONGFORT	6		56	4	1	272		66	2	4	44	1	612	8	3
LOUTH/LÚ	17	4	45	5	8	569	5	137	5		82	3	1,444	12	22
MAYO/MAIGH EO	29	5	86	9	9	1,137	5	146	8	1	143	9	2,273	27	46
MEATH/AN MHÍ	43	5	94	8	16	865	11	319	6	2	161	10	2,698	29	77
MONAGHAN/MUINEACHÁN	13	3	43	3	14	702	2	89	5	4	72	1	1,201	8	9
OFFALY/ÚIBH FHAILÍ	19	2	63		6	514	2	77	3	4	44	1	1,096	13	26
ROSCOMMON/ROS COMÁIN	7		37	6	6	373	3	110	3		86	3	986	10	29
SLIGO/SLIGEACH	10	3	35	1	8	393		109	5		72	3	1,039	15	5
TIPPERARY/TIOBRAID ÁRAN..	44	1	83	13	19	755	11	343	6	13	108	19	2,293	27	28
WATERFORD/PORT LÁIRGE *	13		33	3	12	453	6	81	3		110	15	1,344	17	9
WESTMEATH/AN IARMHÍ	28	1	70	7	6	528	13	89	7		249	2	1,388	6	25
WEXFORD/LOCH GARMAN	45	2	104	11	18	747	27	523	12		291	11	2,131	22	61
WICKLOW/CILL MHANTÁIN	24		70	6	17	317	23	155	4		201	4	1,815	13	24
TOTAL/IOMLÁN	721	192	2,031	190	347	22,207	427	7,649	148	238	4,831	538	71,247	745	1,071

* City & County/Cathrach & Contae

** City and County including Dun Laoghaire-Rathdown County Council and Fingal County Council / Cathrach agus Contae áirítear Comhairle Contae Dhún Laoghaire-Ráth an Dúin agus Comhairle Contae Fhine Gall

Table 10. (continued) Number of Goods Vehicles by Make in each Licensing Authority Area.
Tábla 10. (ar lean) An Líon Feithiclí Earraí de réir Déanaimh i ngach Ceantar Údaráis Cheadúnaithe.

Licensing Authority / Udarás Ceadunaithe	HYUNDAI	ISUZU	IVECO	KENN- EDY	KIA	LAND- ROVER	LDV	MAN	MAXUS	MAZDA	MERCEDES BENZ	MITSUBISHI	NISSAN	OPEL
CARLOW/CEATHARLACH	76	191	70	22	41	158	14	44	4	10	228	275	267	154
CAVAN/AN CABHÁN	67	260	65		44	186	10	39	12	5	378	326	393	236
CLARE/AN CLÁR	116	223	69		40	256	12	79	7	12	298	489	357	131
CORK/CORCAIGH *	431	812	386	11	287	1,190	58	245	65	80	1,536	1,425	1,442	1,579
DONEGAL/DÚN NA nGALL	96	298	71		86	383	56	237	112	12	348	734	528	412
DUBLIN/BAILE ÁTHA CLIAT..	1,226	971	856	30	629	1,966	287	1,227	211	33	5,707	1,347	3,121	4,053
GALWAY/GAILLIMH *	404	508	139	45	79	580	46	205	30	22	990	856	735	529
KERRY/CIARRAÍ	243	228	83		54	337	10	66	3	15	310	515	508	365
KILDARE/CILL DARA	187	396	204		251	750	70	138	51	22	738	602	799	509
KILKENNY/CILL CHAINNIGH	89	273	65		24	211	16	84	30	15	352	438	430	165
LAOIS/LAOIS	65	192	94		36	195	16	81	32	13	346	292	266	159
LEITRIM/LIATROIM	34	141	9		22	75	19	9	5	1	92	199	131	158
LIMERICK/LUIMNEACH *	211	244	91	11	78	378	4	224	10	26	836	510	616	384
LONGFORD/AN LONGFORT	74	95	61		19	78	31	24	5	3	160	257	140	63
LOUTH/LÚ	60	161	93		28	159	17	41	14	8	375	233	473	151
MAYO/MAIGH EO	163	290	112	5	31	284	16	74	8	19	459	635	492	194
MEATH/AN MHÍ	145	406	155		60	505	40	117	36	23	1,161	660	715	306
MONAGHAN/MUINEACHÁN	50	262	52		14	202	16	28	11	8	278	302	316	163
OFFALY/ÚIBH FHAILÍ	92	238	177		37	141	18	44	14	14	293	376	288	149
ROSCOMMON/ROS COMÁIN	103	203	60	1	33	151	21	28	9	5	231	376	300	117
SLIGO/SLIGEACH	72	170	42	53	24	137	24	36	6	5	335	311	256	126
TIPPERARY/TIOBRAID ÁRAN..	228	360	95	5	113	511	21	140	8	37	776	800	638	362
WATERFORD/PORT LÁIRGE *	62	197	62		40	271	8	47	4	13	375	425	577	275
WESTMEATH/AN IARMHÍ	124	200	84		34	181	212	101	9	3	304	429	294	178
WEXFORD/LOCH GARMAN	203	429	217		76	480	24	225	34	51	860	711	601	514
WICKLOW/CILL MHANTÁIN	110	349	139		47	617	51	104	21	21	524	574	476	249
TOTAL/IOMLÁN	4,731	8,097	3,551	183	2,227	10,382	1,117	3,687	751	476	18,290	14,097	15,159	11,681

* City & County/Cathrach & Contae

** City and County including Dun Laoghaire-Rathdown County Council and Fingal County Council / Cathrach agus Contae áirítear Comhairle Contae Dhún Laoghaire-Ráth an Dúin agus Comhairle Contae Fhine Gall

Table 10. (continued) Number of Goods Vehicles by Make in each Licensing Authority Area.
Table 10. (ar lean) An Líon Feithiclí Earraí de réir Déanaimh i ngach ceantar Údaráis Cheadúnaithe.

Licensing Authority / Ceadúnaithe	Údaras	PEUGEOT	RENAULT	ROVER	SCANIA	SEAT	SKODA	SOLOMON	SSANG- YONG	SUZUKI	TOYOTA	VAUXHALL	VOLKS- WAGEN	VOLVO	OTHER MAKES / DÉANAMH EILE	MAKE UNSPECI- FIED DÉANAMH NEAMHS- HON RAITHE	TOTAL /IOMLÁN
CARLOW/CEATHARLACH		287	500	9	192	7	1		8	8	926	72	831	177	23	4	6,287
CAVAN/AN CABHÁN		577	599	10	279	12	6		13	15	1,209	92	1,569	212	32	3	9,198
CLARE/AN CLÁR		355	747	21	152	10	8		9	15	1,802	116	1,342	163	34	3	9,497
CORK/CORCAIGH *		2,388	3,393	89	907	64	22		73	41	7,166	362	5,985	1,053	215	10	45,471
DONEGAL/DÚN NA nGALL		1,590	957	31	369	13	12		9	31	1,948	448	2,091	273	41	6	16,630
DUBLIN/BAILE ÁTHA CLIATH **		4,650	9,609	58	1,367	244	50	337	130	24	5,047	547	9,739	1,034	823	6	83,075
GALWAY/GAILLIMH *		1,016	1,360	29	532	18	5		35	33	3,020	261	3,590	520	123	4	21,449
KERRY/CIARRAÍ		1,007	969	20	332	10	4		12	21	1,844	76	1,849	176	76	6	12,876
KILDARE/CILL DARA		907	1,590	37	816	23	12	1	33	18	2,306	185	2,033	451	109	5	18,668
KILKENNY/CILL CHAINNIGH		393	633	7	209	8	6		12	21	1,406	60	1,202	326	44	5	8,793
LAOIS/LAOIS		222	547	5	285	3	1		18	9	924	57	817	152	35	1	6,708
LEITRIM/LIATROIM		263	172	2	129	2	2		7	10	649	47	691	21	7		3,888
LIMERICK/LUIMNEACH *		783	1,269	27	515	8	6	2	23	6	2,003	105	1,790	394	85	6	14,948
LONGFORD/AN LONGFORT		227	338	3	209	8	1		5	6	570	64	789	68	11	2	4,390
LOUTH/LÚ		746	696	5	244	8	11		18	8	1,054	113	1,178	334	34	3	8,623
MAYO/MAIGH EO		825	1,156	9	355	20	4		21	12	2,216	137	2,073	194	43	4	13,784
MEATH/AN MHÍ		771	1,647	22	580	20	2		37	16	2,415	196	2,136	420	104	3	17,042
MONAGHAN/MUINEACHÁN		898	379	11	815	7	3		10	7	1,041	109	1,315	464	17	3	8,950
OFFALY/ÚIBH FHAILÍ		378	447	13	220	9	3		17	10	1,084	65	907	85	22		7,011
ROSCOMMON/ROS COMÁIN		342	399	3	244	10	2		13	9	1,199	60	1,014	44	25	2	6,663
SLIGO/SLIGEACH		462	313	16	236	7	16		9	16	975	69	1,127	26	27	2	6,596
TIPPERARY/TIOBRAID ÁRANN		869	1,005	23	423	16	6	1	33	26	2,789	126	1,865	350	80	6	15,475
WATERFORD/PORT LÁIRGE *		374	788	12	91	10	7		26	12	1,149	66	1,242	160	37	3	8,432
WESTMEATH/AN IARMHÍ		461	921	11	205	9	4		23	11	1,220	85	1,057	89	44	5	8,717
WEXFORD/LOCH GARMAN		904	1,451	20	335	12	19		23	23	1,704	146	1,883	327	60	3	15,340
WICKLOW/CILL MHANTÁIN		453	745	46	230	12	11		17	11	1,636	86	1,231	153	82	5	10,673
TOTAL/IOMLÁN		22,148	32,630	539	10,271	570	224	341	634	419	49,302	3,750	51,346	7,666	2,233	100	389,184

* City & County/Cathrach & Contae

** City and County including Dun Laoghaire-Rathdown County Council and Fingal County Council / Cathrach agus Contae áiritear Comhairle Contae Dhún Laoghaire-Ráth an Dúin agus Comhairle Contae Fhine Gall

Table 11. Number of Tractors by Make in each Licensing Authority Area.
Tábla 11. An Líon Tarracóiri de réir Déanaimh i ngach Ceantar Údaráis Cheadúnaithe.

Licensing Authority / Udarás Ceadúnaithe	CASE / DAVID BROWN	CLAAS	DEUTZ	FENDT	FIAT	FORD	INTER- NATIONAL	JCB	JOHN DEERE	KUBOTA	LAMBORG- HINI
CARLOW/CEATHARL..	90	47	80	32	11	178	23	108	295	8	3
CAVAN/AN CABHÁN	112	36	16	7	40	157	30	44	238	40	22
CLARE/AN CLÁR	166	74	42	14	58	85	7	44	407	128	9
CORK/CORCAIGH *	709	189	199	156	154	961	8	521	1,824	103	38
DONEGAL/DÚN NA nG..	190	24	23	12	106	99	3	58	244	22	43
DUBLIN/BAILE ÁTHA ..	93	37	40	68	5	31	2	156	339	92	
GALWAY/GAILLIMH *	512	142	218	64	76	139	7	99	825	74	21
KERRY/CIARRAÍ	394	73	87	29	67	189	9	162	559	19	139
KILDARE/CILL DARA	195	135	92	51	27	144	20	149	395	24	5
KILKENNY/CILL CHAI..	345	107	191	56	35	249	14	209	757	37	31
LAOIS/LAOIS	219	77	56	19	53	211	38	131	453	23	14
LEITRIM/LIATROIM	50	2	14		25	38	3	21	62	5	19
LIMERICK/LUIMNEAC..	215	95	71	21	35	179	8	116	807	50	8
LONGFORD/AN LONG..	80	20	7	6	41	46	5	23	202	8	1
LOUTH/LÚ	197	44	12	20	5	44	9	42	261	8	
MAYO/MAIGH EO	772	31	69	30	68	113	26	71	477	89	32
MEATH/AN MHÍ	245	164	66	56	28	124	28	170	669	31	8
MONAGHAN/MUINEAC..	148	52	47	10	13	139	15	45	164	9	17
OFFALY/ÚIBH FHAILÍ	229	60	54	24	101	72	5	97	315	9	10
ROSCOMMON/ROS C..	189	62	76	17	78	54	3	31	196	17	20
SLIGO/SLIGEACH	112	7	48	4	17	50	4	16	113	21	24
TIPPERARY/TIOBRAID..	461	239	103	76	76	262	11	291	1,090	67	23
WATERFORD/PORT L..	348	56	117	42	19	140	4	151	306	18	4
WESTMEATH/AN IAR..	153	99	33	30	61	54	13	47	251	21	5
WEXFORD/LOCH GAR..	428	123	145	120	51	258	19	233	743	38	10
WICKLOW/CILL MHAN..	105	42	80	33	14	134	13	109	299	16	4
TOTAL /IOMLÁN	6,757	2,037	1,986	997	1,264	4,150	327	3,144	12,291	977	510

Includes Agricultural Tractors/General Haulage Tractors/Excavators & Combine Harvester – Tarracóiri Talmhaíochta/ Tarracóiri Tarlú Ginearálta/ Tochtóirí & Comhbhuainteoírí san áireamh

* City & County/Cathrach & Contae

** City and County including Dun Laoghaire-Rathdown County Council and Fingal County Council / Cathrach agus Contae áirítear Comhairle Contae Dhún Laoghaire-Ráth an Dúin agus Comhairle Contae Fhine Gall

Table 11.(continued) Number of Tractors by Make in each Licensing Authority Area.
Tábla 11. (ar lean) An Líon Tarracóirí de réir Déanaimh i ngach Ceantar Údaráis Cheadúnaithe.

Licensing Authority / Udaras Ceadúnaithe	LANDINI	MANITOU	MASSEY FERGUSON	MCCORMICK	NEW HOLLAND	RENAULT	SAME	TEREX	TUMOSAN	URSUS
CARLOW/CEATHARLACH	22	3	295	11	348	11	4	6	3	6
CAVAN/AN CABHÁN	75	3	1,079	34	417	9	38	1		17
CLARE/AN CLÁR	69	1	752	30	453	70	30	2	12	37
CORK/CORCAIGH *	149	71	1,441	78	3,018	25	35	69	11	15
DONEGAL/DÚN NA nGALL	109	2	930	45	713	28	127		14	16
DUBLIN/BAILE ÁTHA CLIAT..	49	8	222	13	192	2	3	2		12
GALWAY/GAILLIMH *	123	4	1,039	34	692	37	98		17	63
KERRY/CIARRAÍ	99	10	745	63	734	30	79	13	14	26
KILDARE/CILL DARA	24	8	437	17	453	14	8	2	5	22
KILKENNY/CILL CHAINNIGH	64	5	462	36	728	25	13	2	1	17
LAOIS/LAOIS	58	15	682	48	457	9	11	1	6	27
LEITRIM/LIATROIM	66		299	6	160	7	62		2	16
LIMERICK/LUIMNEACH *	138	3	541	31	728	29	21	6	11	51
LONGFORD/AN LONGFORT	37		374	8	199	4	18	1	1	24
LOUTH/LÚ	20	15	203	25	116	6	1	2		4
MAYO/MAIGH EO	435	3	1,045	32	606	17	72		9	90
MEATH/AN MHÍ	31	15	585	102	281	20	37	3	3	16
MONAGHAN/MUINEACHÁN	69	7	415	47	319	50	31	2		11
OFFALY/ÚIBH FHAILÍ	61	2	449	42	563	14	25	2	18	38
ROSCOMMON/ROS COMÁIN	265		421	41	364	37	54		14	52
SLIGO/SLIGEACH	136	1	343	20	225	7	84	1	2	28
TIPPERARY/TIOBRAID ÁRA..	205	12	743	94	1,173	95	64	16	23	55
WATERFORD/PORT LÁIRG..	67	7	283	23	358	27	6	11	10	11
WESTMEATH/AN IARMHÍ	50		515	19	302	7	29	1	7	52
WEXFORD/LOCH GARMAN	218	23	660	57	898	29	40	13	5	52
WICKLOW/CILL MHANTÁIN	46	14	260	18	303	7	13	7	11	16
TOTAL /IOMLÁN	2,685	232	15,220	974	14,800	616	1,003	163	199	774

Includes Agricultural Tractors/General Haulage Tractors/Excavators & Combine Harvester – Tarracóirí Talmhaíochta/ Tarracóirí Tarlú Ginearálta/ Tochtóirí & Comhbhuaintoirí san áireamh

* City & County/Cathrach & Contae

** City and County including Dun Laoghaire-Rathdown County Council and Fingal County Council / Cathrach agus Contae áirítear Comhairle Contae Dhún Laoghaire-Ráth an Dúin agus Comhairle Contae Fhine Gall

Table 11.(continued) Number of Tractors by Make in each Licensing Authority Area.
Tábla 11. (ar lean) An Líon Tarracóiri de réir Déanaimh i ngach Ceantar Údaráis Cheadúna..

Licensing Authority / Udaras Ceadunaithe	VALMET	VALTRA	VOLVO	ZETOR	OTHER MAKES / DÉANAMH EILE	MAKE UNSPECIFIED	TOTAL / IOMLÁN
CARLOW/GEATHARLACH	18	86	15	44	80	15	1,842
CAVAN/AN CABHÁN	34	94	1	50	98	32	2,724
CLARE/AN CLÁR	9	15		194	48	10	2,766
CORK/CORCAIGH *	56	249	105	224	490	98	10,996
DONEGAL/DÚN NA nGALL	3	118		70	58	21	3,078
DUBLIN/BAILE ÁTHA CLIATH..		15	2	7	126	3	1,519
GALWAY/GAILLIMH *	17	53	10	349	121	28	4,862
KERRY/CIARRAÍ	32	195	8	170	125	46	4,116
KILDARE/CILL DARA	4	37	21	45	100	16	2,450
KILKENNY/CILL CHAINNIGH	24	111	14	81	104	25	3,743
LAOIS/LAOIS	7	15	7	159	53	19	2,868
LEITRIM/LIATROIM	4	25		27	8	11	932
LIMERICK/LUIMNEACH *	19	102	11	211	167	18	3,692
LONGFORD/AN LONGFORT	15	35	1	35	23	14	1,228
LOUTH/LÚ	2	4	4	15	30	7	1,096
MAYO/MAIGH EO	5	74	5	212	108	12	4,503
MEATH/AN MHÍ	13	49	21	61	118	24	2,968
MONAGHAN/MUINEACHÁN	4	21	3	36	22	11	1,707
OFFALY/ÚIBH FHAILÍ	5	24	13	104	70	19	2,425
ROSCOMMON/ROS COMÁIN	12	87	1	167	51	15	2,324
SLIGO/SLIGEACH	3	39		114	27	2	1,448
TIPPERARY/TIOBRAID ÁRANN	8	55	15	226	149	18	5,650
WATERFORD/PORT LÁIRGE *	7	24	16	57	60	19	2,191
WESTMEATH/AN IARMHÍ	23	65	7	109	60	14	2,027
WEXFORD/LOCH GARMAN	29	132	28	51	177	25	4,605
WICKLOW/CILL MHANTÁIN	10	19	13	40	81	19	1,726
TOTAL /IOMLÁN	363	1,743	321	2,858	2,554	541	79,486

Includes Agricultural Tractors/General Haulage Tractors/Excavators & Combine Harvester – Tarracóirí Talmhaíochta/ Tarracóirí Tarlú Ginearálta/ Tochtóirí & Comhbhuaintoirí san áireamh

* City & County/Cathrach & Contae

** City and County including Dun Laoghaire-Rathdown County Council and Fingal County Council / Cathrach agus Contae áirítear Comhairle Contae Dhún Laoghaire-Ráth an Dúin agus Comhairle Contae Fhine Gall

Table 12. Number of Motor Cycles by Make in each Licensing Authority Area.
Tábla 12. An Líon Gluaisrothair de réir Déanaimh i ngach Ceantar Údaráis Cheadúnaithe.

Licencing Authority / Udaras Ceadunaithe	APRILIA	BENELLI	BMW	DUCATI	GILERA	HARLEY DAVIDSON	HONDA	HUSQVARNA	HYOSUNG	INDIAN	KAWASAKI	KEEWAY	KTM	LEXMOTO
CARLOW/CEATHARLACH	9	1	64	10		41	184		1		71	1	10	2
CAVAN/AN CABHÁN	8	7	55	19		22	186	1		2	54	5	12	1
CLARE/AN CLÁR	9	7	133	21		80	325	3	1	3	81	8	23	
CORK/CORCAIGH *	53	95	929	119	2	363	1,747	22	6	5	416	158	120	6
DONEGAL/DÚN NA nGALL	3	4	130	13		48	281	1	1	2	63	2	9	2
DUBLIN/BAILE ÁTHA CLIAT..	124	55	1,409	256	30	481	3,826	60	21	15	926	36	260	57
GALWAY/GAILLIMH *	31	5	198	32		92	515	7	3	4	149	10	32	3
KERRY/CIARRAÍ	7	9	163	23	1	89	387	2	2	2	114	13	18	1
KILDARE/CILL DARA	31	15	374	55	4	127	720	11	6	4	265	10	67	6
KILKENNY/CILL CHAINNIGH	14	7	117	30	1	91	292	1			117	4	15	1
LAOIS/LAOIS	7	2	94	15		32	159	2	1	5	82	4	10	3
LEITRIM/LIATROIM	2		25	5	1	6	68				18		1	3
LIMERICK/LUIMNEACH *	12	12	205	14	1	141	542	2	1	5	141	8	29	2
LONGFORD/AN LONGFORT	6	2	49	6		12	110	1			27	1	3	1
LOUTH/LÚ	14	8	118	20		58	317		2	4	84	8	19	6
MAYO/MAIGH EO	9	7	101	14	1	33	248	2		4	89	4	10	1
MEATH/AN MHÍ	48	13	310	48	1	111	678	4	2	4	194	8	44	
MONAGHAN/MUINEACHÁN	2	13	31	5		22	133			1	25	2	8	
OFFALY/ÚIBH FHAILÍ	4	1	83	7	1	40	244	2	2	3	68	2	21	3
ROSCOMMON/ROS COMÁIN	4	2	46	8		9	121		3	1	43	2	5	2
SLIGO/SLIGEACH	3	2	56	6		28	177	1		1	31	2	8	1
TIPPERARY/TIOBRAID ÁRA..	10	13	206	33	3	150	457	7	5	3	173	14	43	4
WATERFORD/PORT LÁIRGE *	14	8	177	41	1	172	458	5	2	2	110	32	28	3
WESTMEATH/AN IARMHÍ	5	2	81	21		35	195	1			72	1	12	1
WEXFORD/LOCH GARMAN	25	5	218	32	1	105	554	8	2	2	145	8	30	3
WICKLOW/CILL MHANTÁIN	24	7	282	62	1	82	562	18	3	4	137	6	51	3
TOTAL / IOMLÁN	478	302	5,654	915	49	2,470	13,486	161	64	76	3,695	349	888	115

* City & County/Cathrach & Contae

** City and County including Dun Laoghaire-Rathdown County Council and Fingal County Council / Cathrach agus Contae áirítear Comhairle Contae Dhún Laoghaire-Ráth an Dúin agus Comhairle Contae Fhine Gall

Table 12. (continued) Number of Motor Cycles by Make in each Licensing Authority Area.
Tábla 12. (ar lean) An Líon Gluaisrothair de réir Déanaimh i ngach Ceantar Údaráis Cheadúnaithe.

Licencing Authority / Udaras Ceadunaithe	MOTO- GUZZI	NECO	PEUGEOT	PIAGGIO	ROYAL ALLOY	ROYAL ENFIELD	SUZUKI	TRIUMPH	VESPA	YAMAHA	OTHER MAKES / DÉANAMH EILE	UNSPECIFIED/ DÉANAMH NEAMHSHON- RAITHE	TOTAL / IOMLÁN
CARLOW/CEATHARLACH	2	1	1	13	1	3	121	23	1	109	14	1	685
CAVAN/AN CABHÁN	2	2		5		3	113	19		68	13	5	602
CLARE/AN CLÁR	6		1	14		12	182	39	3	145	21	1	1,119
CORK/CORCAIGH *	32	5	8	64	3	45	868	237	7	946	107	38	6,403
DONEGAL/DÚN NA nGALL	5	1	1	4	1	8	155	36		160	18	1	950
DUBLIN/BAILE ÁTHA CLIATH **	57	45	15	392	41	80	1,574	449	60	2,256	338	43	12,933
GALWAY/GAILLIMH *	13	2	3	26	1	8	309	67	5	239	28	3	1,788
KERRY/CIARRAÍ	5			17		27	211	29	2	182	32	5	1,341
KILDARE/CILL DARA	9	2	5	31	7	15	389	109	9	434	64	16	2,788
KILKENNY/CILL CHAINNIGH	9		1	9		5	147	43		176	26	5	1,112
LAOIS/LAOIS	1			11	1	5	119	27	1	81	17	1	680
LEITRIM/LIATROIM				3		3	34	8		33	3		214
LIMERICK/LUIMNEACH *	4		1	15		25	308	67	1	292	35	16	1,880
LONGFORD/AN LONGFORT	1	1		2	1	3	43	14		41	8	1	333
LOUTH/LÚ	6	1	4	24	12	12	162	47	4	168	33	1	1,134
MAYO/MAIGH EO	3	1	1	5	1	10	131	27	3	142	18	2	867
MEATH/AN MHÍ	11	2	2	19	3	14	275	79	1	309	33	7	2,221
MONAGHAN/MUINEACHÁN	1		1			2	78	15		52	11	2	404
OFFALY/ÚIBH FHAILÍ	2	2	1	5		5	136	25		124	20	3	805
ROSCOMMON/ROS COMÁIN	2	2		3	1	1	72	16	1	65	11		421
SLIGO/SLIGEACH	4	1	2			2	88	11	1	92	11	2	530
TIPPERARY/TIOBRAID ÁRANN	10		1	11	1	17	253	64	2	286	36	5	1,807
WATERFORD/PORT LÁIRGE *	7	2	3	39		7	251	70	11	212	42	20	1,723
WESTMEATH/AN IARMHÍ	3			6		2	127	26		95	29	5	720
WEXFORD/LOCH GARMAN	7	1	5	28	2	6	274	75	2	267	43	8	1,857
WICKLOW/CILL MHANTÁIN	12	3		26	3	16	226	69	2	272	41	5	1,918
TOTAL / IOMLÁN	214	74	56	772	79	336	6,646	1,691	116	7,246	1,052	196	47,235

* City & County/Cathrach & Contae

** City and County including Dun Laoghaire-Rathdown County Council and Fingal County Council / Cathrach agus Contae áirítear Comhairle Contae Dhún Laoghaire-Ráth an Dúin agus Comhairle Contae Fhine Gall

Table 13. Number of Vehicles by Taxation Class and Fuel Type.
Tábla 13. An Líon Feithiclí de réir Aicme Cánachais agus cineál Breosla.

Taxation Class / Aicme Cánachais	DIESEL / DIOSAL	PETROL / PEITREAL	PETROL/ ELECTRIC / PEITREAL/ LEICTREACH	PETROL/ PLUG-IN HYBRID ELECTRIC / PEITREAL HIBRIDE/ LEICTREACH	ELECTRIC / LEICTREACH	ETHANOL/ PETROL / EATÁNÓL/ PEITREAL	DIESEL/ ELECTRIC / DIOSAL/ LEICTREACH	DIESEL/ PLUG-IN HYBRID ELECTRIC / DIOSAL HIBRIDE/ LEICTREACH	OTHER /EILE	TOTAL / IOMLÁN
PRIVATE / PRÍOBHÁIDEACH	1,272,840	799,740	101,930	31,810	36,002	6,873	4,370	1,346	1,060	2,255,971
GOODS / EARRAÍ	385,364	799	106	294	2,135		279	85	122	389,184
AGRICULTURAL TRACTOR / TARRACÓIR TALMHAÍOCHTA	78,542	239			4				12	78,797
EXEMPT / FEITH. EISCITHE	22,881	5,843	2,454	558	372	16	286	40	15	32,465
SMALL PSV / FEITHICLÍ SEIRBHÍSE POIBLÍ BEAGA	13,516	656	3,211	32	553		36	2		18,006
DUMPER/FORKLIFT TRUCK / DUMPAIRE/FORCARDAITHEOIR	3,076	5			10				8	3,099
GENERAL HAULAGE TRACTOR / TARRACÓIR TARL. GIN.	507	181			1					689
HEARSES / EILEATRAM	588	376	13							977
ISLAND VEHICLES / FEITHICLÍ OILÉAN	560	78	1		5					644
LARGE PSV / BUS /MÓRFHEITHICIL SEIRBHÍS PO	11,387	6			13		180	100	2	11,688
MOBILE MACHINE / MEAISÍN TAISTIL	4,905	5	4					1		4,915
MOTOR CARAVAN / MÓTÁIRCHARBHÁN	17,347	215	4		1				6	17,573
MOTORCYCLES / GLUAISROTHAR	107	46,907	16	22	179	2			2	47,235
SCHOOL BUS / BUS SCOILE	853	21	11	1						886
VINTAGE/VETERAN / FEITHICIL SEANRÉ	28,046	27,938	1	1	4	20	13		91	56,114
YOUTH COMMUNITY BUS / BUS POBAIL ÓIGE	758	1			1		2			762
TOTAL / IOMLÁN	1,841,277	883,010	107,751	32,718	39,280	6,911	5,166	1,574	1,318	2,919,005

Figure 6. Percentage of Vehicles by Fuel Type
Figúr 6. Céatadán Feithiclí de réir Cineál Breosla

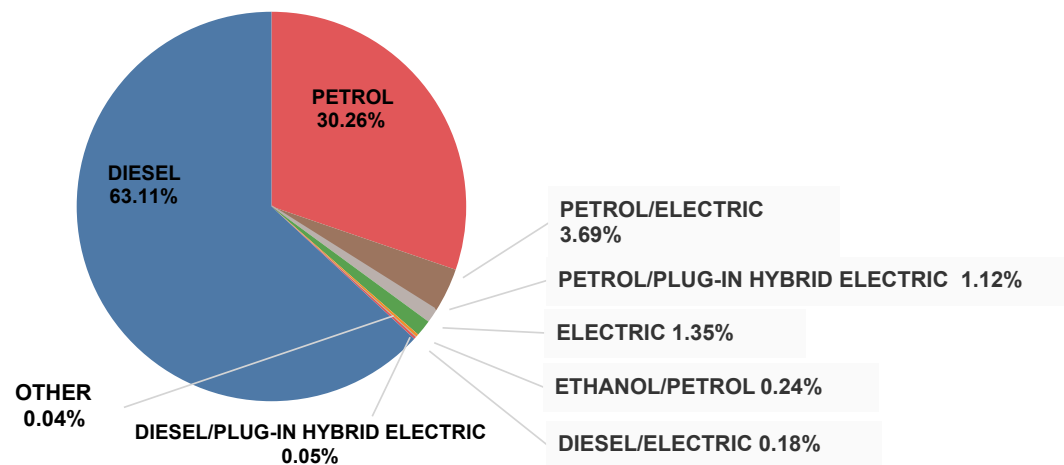


Table 14. Age of Private Cars by Engine Capacity and CO2 Emissions.
 Table 14. Aois Carranna Príobháideacha de réir Toilleadh Innill agus Astaíochta CO2.

Year First Licensed / An bhliain a ceadúnaíodh don chéad uair	CO2	Engine CC/Toilleadh Innill	TOTAL / IOMLÁN
2022	97,334	1,029	98,363
2021	97,440	1,209	98,649
2020	86,710	948	87,658
2019	122,841	1,824	124,665
2018	147,759	1,707	149,466
2017	174,051	2,226	176,277
2016	198,957	2,782	201,739
2015	176,405	3,102	179,507
2014	149,838	2,675	152,513
2013	125,732	2,092	127,824
2012	125,802	1,958	127,760
2011	126,814	1,959	128,773
2010	119,624	1,321	120,945
2009	76,541	1,055	77,596
2008	88,006	40,509	128,515
2007		92,544	92,544
2006		64,783	64,783
2005 and earlier years / agus na blianta roimhe sin		118,394	118,394
TOTAL / IOMLÁN	1,913,854	342,117	2,255,971

Figure 6. Age of Private Cars.
 Figiúr 6. Aois Carranna Príobháideacha

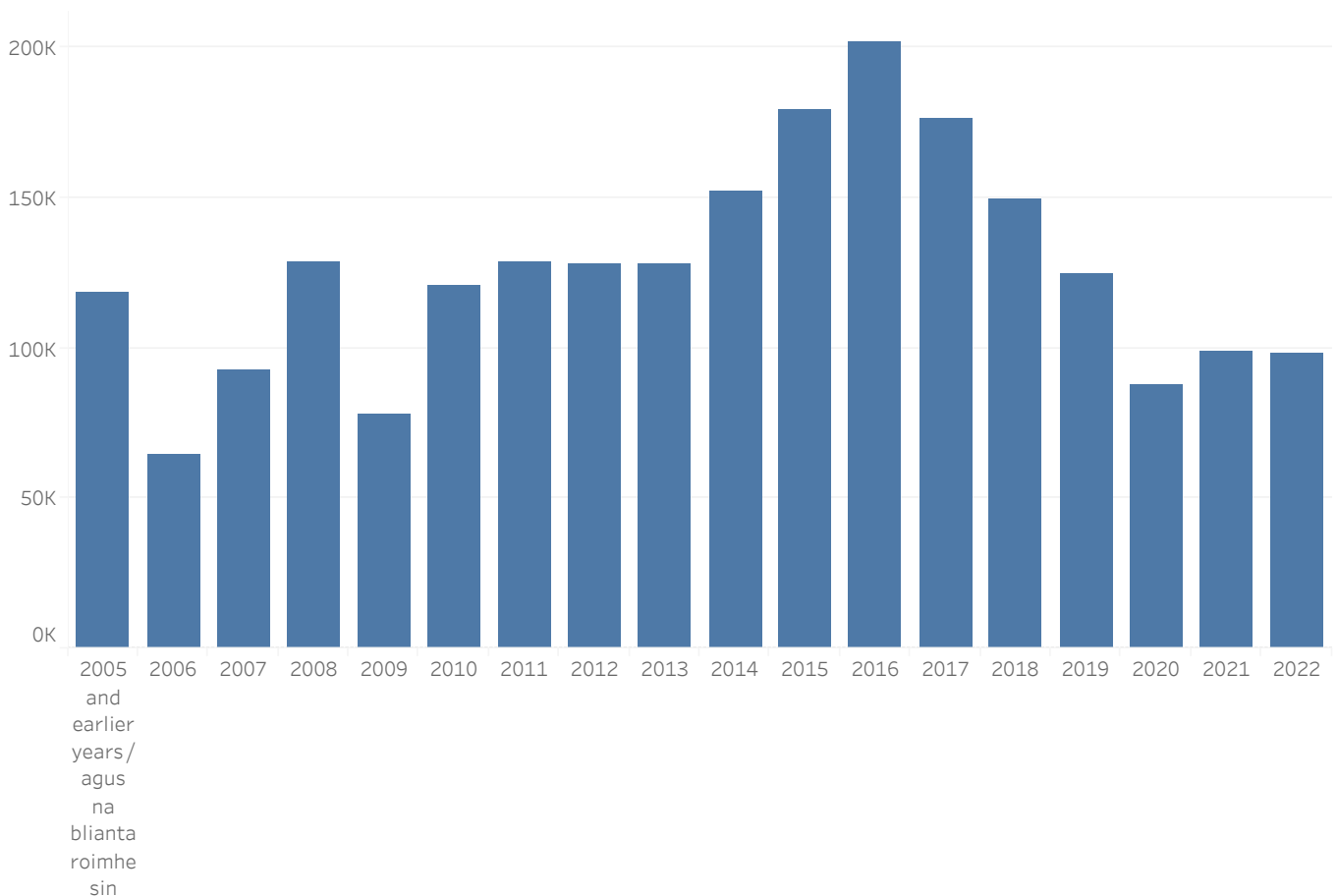
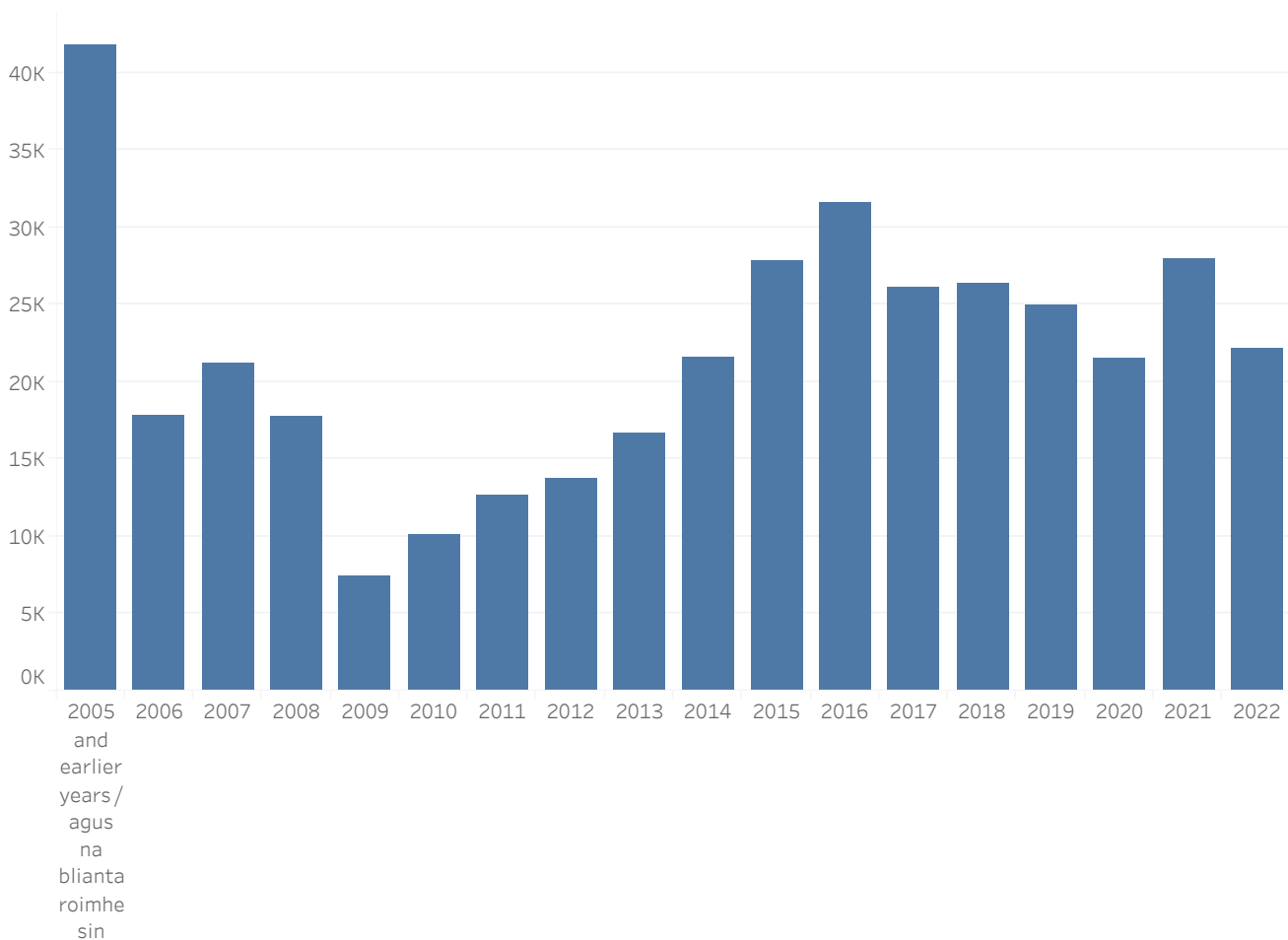


Table 15. Age of Goods Vehicles.
Tábla 15. Aois Feithiclí Earraí

Year First Licensed / An bhliain a ceadúnaíodh don chéad uair	
2022	22,130
2021	27,980
2020	21,509
2019	24,931
2018	26,304
2017	26,128
2016	31,563
2015	27,847
2014	21,577
2013	16,697
2012	13,709
2011	12,659
2010	10,070
2009	7,442
2008	17,767
2007	21,213
2006	17,892
2005 and earlier years / agus na blianta roimhe sin	41,766
TOTAL / IOMLÁN	389,184

Figure 7. Age of Goods Vehicles.
Figúir 7. Aois Feithiclí Earraí.



Section 2

New Vehicles First Licensed in 2022 / Feithiclí Nua a Ceadúnú don chéad uair i 2022.

Table 16. Number of New Vehicles Licensed in 2022 broken down by Taxation Class.
 Tabla 16. An Líon Feithiclí Nua a Ceadúnú i 2022 briste síos de réir Aicme Cánachais.

Taxation Class / Aicme Cánachais	Vehicles/Feithiclí
Private Cars / Carranna Príobháideacha	101,349
Goods Vehicles / Feithiclí Earraí	23,655
Tractors / Tarracóirí	2,368
Motor Cycles / Gluaisrothair	2,871
Exempt Vehicles / Feithiclí Díolmhaithe	5,534
Large Public Service Vehicles / Feithiclí Seirbhíse Poiblí Móra	375
Small Public Service Vehicles / Feithiclí Seirbhíse Poiblí Beaga	162
Mobile Machines, Fork Lift Trucks, Excavators and Trench Diggers etc. / Meaisíní Soghluaiste, Trucail Ardaithe, Tochtóirí, agus Tochtóirí Trinse e..	561
*Other Classes / *Aicmí Eile	373
TOTAL / IOMLÁN	137,248

*Includes School Buses, Hearses, Dumpers and Combine Harvesters.

* Áirítear leo seo Busanna Scoile, Eileatram, Dumpálaithe agus Comhbhuainteoírí.

Figure 8. New Vehicles Licensed in 2022 by Taxation Class.

Figúr 8. Feithiclí Nua Ceadúnaithe i 2022 de réir Aicme Cánachais.

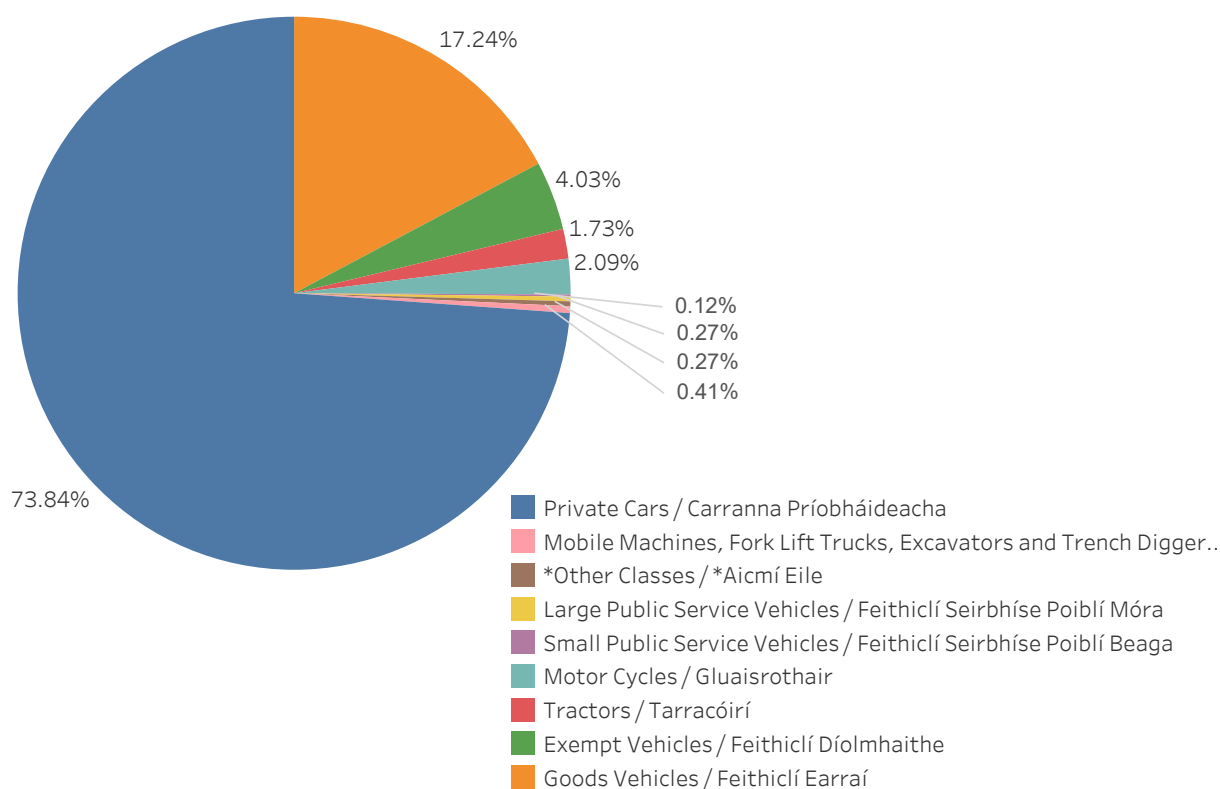


Table 17. New Private Cars by Make Licensed in 2022.**Tabla 17. Carranna Píobháideacha Nua de réir Déanamh a Ceadúnú I 2022.**

MAKE / DÉANAMH	TOTAL / IOMLÁN	MAKE / DÉANAMH	TOTAL / IOMLÁN
Audi	4118	Nissan	3955
B.M.W.	3943	Opel	3071
Citroen	1506	Peugeot	4503
Dacia	3238	Porsche	277
Fiat	356	Renault	4004
Ford	4863	Seat	1655
Honda	344	Skoda	7153
Hyundai	11869	Ssangyong	98
Jaguar	164	Subaru	14
Kia	7549	Suzuki	1270
Landrover	454	Tesla	1325
Lexus	420	Toyota	15318
Mazda	1069	Volkswagen	11428
Mercedes Benz	3560	Volvo	1717
Mini	626	Other Makes	1478
Mitsubishi	4		
		TOTAL / IOMLÁN	101349

Table 18. Number of New Vehicles Licensed in 2022 by Taxation Class and Type of Fuel.
Tábla 18. An Líon Feithiclí Nua a Ceadúnú i 2022 de réir Aicme Cánachais agus Cineál Breosla.

TAXATION CLASS / AICME CÁNACHAIS	PETROL / PEITREAL	DIESEL / DÍOSAL	PETROL & ELECTRIC HYBRID / PEITREAL & LEICTREACH	PETROL OR DIESEL PLUG-IN HYBRID / PEITREAL DÍOSAL	ELECTRIC / LEICTREACH	DIESEL & ELECTRIC HYBRID/DIOSAIL & HIBRIDEACH LEICTREACH	OTHER / EILE	TOTAL / IOMLÁN
Private Cars / Carranna Príobháideacha	30,627	27,188	19,015	7,447	15,462	893	717	101,349
Goods Vehicles / Feithiclí Earraí	121	22,974	15	10	411	99	25	23,655
Exempt Vehicles / Feithiclí Díolmhaithe	1,149	2,590	1,191	291	241	64	8	5,534
Motor Cycles / Gluaisrothair	2,772	18	0	0	81	0	0	2,871
Tractors / Tarracóirí	68	2,299	0	0	1	0	0	2,368
Mobile Machines, Fork Lift Trucks / Meaisíní Soghluaiste, Trucail Ardaithe	0	557	0	0	3	0	1	561
Small Public Service Vehicles / Feithiclí Seirbhíse Poiblí Beaga	8	59	35	1	57	2	0	162
Large Public Service Vehicles / Feithiclí Seirbhíse Poiblí Móra	0	322	0	0	11	42	0	375
*Other Classes / *Aicmí Eile	4	363	3	0	1	2	0	373
Total / Iomlán	34,749	56,370	20,259	7,749	16,268	1,102	751	137,248

*Includes School Buses, Hearses, Dumpers and Combine Harvesters. / * Áirítear leo seo Busanna Scoile, Eileatraim, Dumpálaithe agus Comhbhuainteoírí.

Table 18a. Number of New Private Cars Licensed in 2022 by Co2 Emission Band and Type of Fuel.
Tábla 18a. An Líon Feithiclí Nua a Ceadúnú i 2022 de réir Banda Astaíochta Co2 agus Cineál Breosla.

EMISSION BAND / BANDA ASTAÍOCHTA	PETROL / PEITREAL	DIESEL / DÍOSAL	PETROL & ELECTRIC HYBRID / PEITREAL & LEICTREACH	DIESEL & ELECTRIC HYBRID / DÍOSAL & LEICTREACH	ELECTRIC / LEICTREACH	PETROL OR DIESEL PLUGIN HYBRID ELECTRIC/PEITREAL/ DÍOSAL LEICTREACH	OTHER/EILE	TOTAL / IOMLÁN
A	7,553	3,186	12,917	188	15,462	7,307	415	47,028
B	19,178	17,224	5,715	417	0	48	293	42,875
C	3,393	4,835	254	217	0	92	9	8,800
D	286	833	91	28	0	0	0	1,238
E	69	374	27	41	0	0	0	511
F	35	169	6	1	0	0	0	211
G	83	43	3	0	0	0	0	129
Not available* / Níl ar fáil*	30	524	2	1	0	0	0	557
Total / Iomlán	30,627	27,188	19,015	893	15,462	7,447	717	101,349

* These vehicles were not registered in VRT Category A and motor tax is charged on basis of engine capacity.

* Níor cláraíodh na feithiclí seo mar VRT Catagóir A agus gearrtar an cáin mótar bunaithe ar toilleadh innill.

Table 19. Number of Vehicles Licensed for the first time 2012 - 2022 by Taxation Class.
Tábla 19. An Líon Feithiclí a Ceadúnú don chéad uair 2012 - 2022 de réir Aicme Cánachais.

Taxation Class / Aicme Cánachais	2012	2013	2014	2015	2016	2017	2018	2019	2020	2021	2022
New Vehicles / Feithiclí Nua											
Private Cars/Carranna Priobháideacha	76256	71348	92361	121110	141931	127045	121157	113305	84309	101853	101349
Goods Vehicles / Feithiclí Earraí	10855	11024	16254	22939	28051	24101	25459	24645	21495	28387	23655
Tractors / Tarracóirí	1996	4403	2186	1986	1934	1810	2043	2137	2190	2491	2368
Motor Cycles/Gluaisrothair	955	878	960	1244	1546	1431	1556	1848	1709	2335	2871
Exempt Vehicles/Feithiclí Díolmhaithe	3930	3955	4762	5234	6207	5854	5910	5976	5692	5604	5534
Public Service Vehicles / Feithiclí Seirbhíse Poiblí											
Small / Beag	275	160	237	343	500	505	418	435	212	156	162
Large / Mór	256	218	280	418	457	437	558	509	167	474	375
Excavators, Trench Diggers and Machines or Contrivances / Tochtaltóirí, Tochtaltóirí Trinse agus Measíní nó Gléasanna eile	409	606	399	409	444	424	472	547	415	570	561
Other Classes / Aicmí Eile	161	295	213	167	223	233	292	346	325	506	373
TOTAL / IOMLÁN	95093	92887	117652	153850	181293	161840	157865	149748	116514	142376	137248
Imported Used Vehicles / Feithiclí Úsáide Allmhairithe											
Private Cars/Carranna Priobháideacha	38469	49762	52863	47217	70138	92508	99456	108895	78541	68042	46567
Goods Vehicles / Feithiclí Earraí	4731	7533	9074	8352	10925	14168	14859	15152	11753	10631	8063
Other Classes / Aicmí Eile	4959	7263	5974	5317	6632	8889	9361	10554	8530	9947	8442
Tractors / Tarracóirí	1781	6598	2357	1787	1908	2453	2198	2595	2648	3341	2381
TOTAL / IOMLÁN	49940	71156	70268	62673	89603	118018	125874	137196	101472	91961	65453
TOTAL ALL CLASSES / IOMLÁN AICMÍ AR FAD	145033	164043	187920	216523	270896	279858	283739	286944	217986	234337	202701

Table 20. Number of New Vehicles First Licensed 2012 - 2022 in each Licensing Authority Area.
Tábla 20. An Líon Feithiclí Nua a Ceadúnú don chéad uair 2012 - 2022 i ngach Ceantar Údaráis Cheadúnaithe.

Licensing Authority / Údarás Cheadúnaithe	2012	2013	2014	2015	2016	2017	2018	2019	2020	2021	2022
CARLOW / CEATHARLACH	1,149	1,152	1,461	1,828	2,212	1,925	2,011	1,745	1,525	1,772	1,657
CAVAN / AN CABHÁN	1,153	1,112	1,405	1,927	2,296	2,407	1,881	1,671	1,662	1,920	1,802
CLARE / AN CLÁR	1,869	1,795	2,431	3,305	3,730	3,298	3,302	2,787	2,589	2,829	2,753
CORK / CORCAIGH *	11,141	10,706	13,794	18,964	22,571	19,509	19,006	17,314	14,522	16,496	16,603
DONEGAL / DÚN NA nGALL	2,193	2,051	2,723	3,643	4,282	3,499	3,249	2,889	2,777	3,432	3,441
DUBLIN / BAILE ÁTHA CLIATH **	34,268	33,668	42,048	54,021	62,870	58,265	57,418	59,003	40,608	51,087	47,673
GALWAY / GAILLIMH *	3,701	3,670	4,493	6,481	7,298	6,273	6,117	5,292	4,746	5,757	5,941
KERRY / CIARRAI	2,193	1,953	2,554	3,420	4,218	3,651	3,536	3,172	2,938	3,521	3,208
KILDARE / CILL DARA	3,693	3,767	4,927	6,503	7,807	6,860	6,974	5,937	5,380	6,503	6,484
KILKENNY / CILL CHAINNIGH	1,864	1,825	2,213	2,923	3,495	2,869	2,931	2,513	2,350	2,603	2,753
LAOIS / LAOIS	1,131	1,192	1,399	1,826	2,193	2,009	1,950	1,784	1,628	1,855	1,734
LEITRIM / LIATROIM	450	445	521	740	893	729	701	569	598	640	664
LIMERICK / LUIMNEACH *	3,713	3,371	4,496	5,663	6,944	5,927	5,555	5,106	4,640	5,080	4,748
LONGFORD / AN LONGFORT	602	552	655	858	1,031	908	837	746	695	869	835
LOUTH / LÚ	2,067	1,824	2,568	3,393	3,932	3,368	3,441	3,237	2,831	3,184	3,156
MAYO / MAIGH EO	1,961	1,929	2,311	3,085	3,659	3,106	2,943	2,683	2,414	2,915	2,817
MEATH / AN MHÍ	2,933	2,854	3,682	5,006	6,290	5,239	5,157	4,617	4,156	5,250	5,224
MONAGHAN / MUINEACHÁN	979	947	1,116	1,525	1,838	1,549	1,479	1,319	1,198	1,498	1,427
OFFALY / UÍBH FHAILÍ	1,223	1,227	1,485	1,939	2,400	2,007	2,055	1,784	1,612	1,848	1,763
ROSCOMMON / ROS COMÁIN	3,203	3,717	4,253	4,877	5,039	5,100	4,420	4,967	1,514	2,649	2,378
SLIGO / SLIGEACH	1,063	984	1,220	1,572	1,825	1,581	1,556	1,479	1,387	1,667	1,545
TIPPERARY / TIOBRAID ÁRANN	3,003	2,782	3,481	4,407	5,217	4,495	4,432	3,869	3,518	4,211	3,867
WATERFORD / PORT LÁIRGE*	2,801	2,530	3,636	4,457	5,231	5,283	4,650	4,303	2,940	3,810	4,095
WESTMEATH / AN IARMHÍ	1,689	1,729	2,084	2,595	3,771	2,654	2,551	2,370	1,985	2,462	2,219
WEXFORD / LOCH GARMAN	3,031	3,172	4,133	5,379	6,130	5,706	6,100	5,453	3,550	5,205	5,054
WICKLOW / CILL MHANTÁIN	2,020	1,933	2,563	3,513	4,121	3,623	3,613	3,139	2,751	3,313	3,407
TOTAL / IOMLÁN	95,093	92,887	117,652	153,850	181,293	161,840	157,865	149,748	116,514	142,376	137,248

* City & County/Cathrach & Contae

** City and County including Dun Laoghaire-Rathdown County Council and Fingal County Council / Cathrach agus Contae áirítear Comhairle Contae Dhún Laoghaire-Ráth an Dúin agus Comhairle Contae Fhine Gall

Section 3: Driving Licences / Ceadúnais Tiomána

**Driving Licences Current on 31st December 2022 by Type in each Licensing Authority
Ceadúnais Tiomána Reatha ag 31ú Nollaig 2022 de réir cineál i ngach Ceantar Ceadúnaithe**

Licensing Authority / Údarás Ceadúnaithe	LEARNER PERMIT CEAD FOGHLAMA	1 YEAR FULL 1 BHLIAIN IOMLÁN	3 YEAR FULL 3 BLIANA IOMLÁN	10 YEAR FULL 10 mBLIANA IOMLÁN	TOTAL/IOMLÁN
CARLOW / CEATHARLACH	4,931	201	4,336	35,513	44,981
CAVAN / AN CABHÁN	5,152	309	5,658	45,101	56,220
CLARE / AN CLÁR	7,227	697	10,354	71,445	89,723
CORK / CORCAIGH	37,169	1,696	41,837	307,186	387,888
DONEGAL / DÚN NA nGALL	9,133	804	13,173	92,983	116,093
DUBLIN / BAILE ÁTHA CLIATH	102,681	3,755	81,121	631,050	818,607
GALWAY / GAILLIMH	16,799	820	19,342	149,380	186,341
KERRY / CIARRAÍ	9,152	619	13,620	88,055	111,446
KILDARE / CILL DARA	17,104	586	13,869	132,144	163,703
KILKENNY / CILL CHAINNIGH	6,137	373	7,406	54,756	68,672
LAOIS / LAOIS	6,062	287	5,197	44,627	56,173
LEITRIM / LIATROM	2,017	223	3,082	20,331	25,653
LIMERICK / LUIMNEACH	13,573	801	15,004	108,265	137,643
LONGFORD / AN LONGFORT	3,023	168	3,367	23,086	29,644
LOUTH / LÚ	9,751	421	8,445	71,018	89,635
MAYO / MHAIGH EO	8,148	516	12,367	80,122	101,153
MEATH / AN MHÍ	14,184	597	12,718	116,690	144,189
MONAGHAN / MUINEACHÁN	3,497	262	4,832	38,016	46,607
OFFALY / ÚIBH FHAILÍ	5,389	344	5,641	44,491	55,865
ROSCOMMON / ROS COMÁIN	4,008	299	6,088	39,261	49,656
SLIGO / SLIGEACH	4,070	346	6,065	38,384	48,865
TIPPERARY / TIOBRAID ÁRANN	11,799	749	13,852	94,939	121,339
WATERFORD / PORT LÁIRGE	8,910	538	9,317	66,934	85,699
WESTMEATH / AN IARMHÍ	7,185	387	6,475	53,530	67,577
WEXFORD / LOCH GARMAN	11,094	994	12,866	91,209	116,163
WICKLOW / CILL MHANTÁIN	10,406	653	11,261	83,618	105,938
TOTAL/IOMLÁN	338,601	17,445	347,293	2,622,134	3,325,473

*** The Road Safety Authority assumed responsibility on the 29th October 2013 as the Licensing Authority for issuing of driving licences.**

Ghlac an tÚdarás um Shábháilteacht ar Bhóithre freagracht ar an 29 Deireadh Fómhair 2013 mar an tÚdarás Ceadúnúcháin as ceadúnais tiomána a eisiúint.

Figure 9. Driving Licences current at 31st December 2022 by Licence Type.
Figúr 9. Ceadúnais Tiomána reatha ag 31 Nollaig 2022 de réir Cineál Ceadúnais.

Licence Type / Cineál Ceadúnas

- LEARNER PERMIT CEAD FOGHLAMA
- 3 YEAR FULL 3 BLIANA IOMLÁN
- 1 YEAR FULL 1 BHLIAIN IOMLÁN
- 10 YEAR FULL 10 mBLIANA IOMLÁN

