



Welfare Partners

Over **24.4m**
Transactions since 2017

Over **4.7m**
2023 YTD transactions

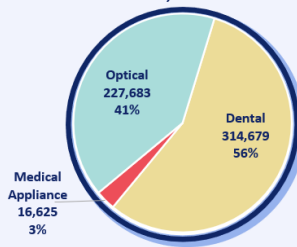
Over **331k**
Avg. Monthly transactions

Transactions



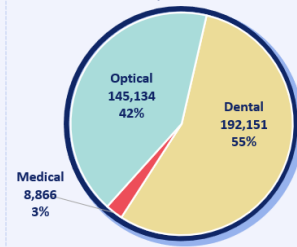
Treatment Benefit Eligibility Assessments

Total: 558,987 transactions



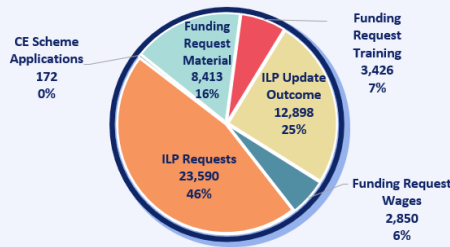
Treatment Benefit Claims Paid

Total: 346,151 transactions



Community Employment (CE) & Individual Learning Plan (ILP)

Total: 51,349 transactions



Redundancy & Insolvency Services

591

Redundancy requests

610

Insolvency requests

Wage Subsidy Scheme

8,409

Funding requests