



Presentation to Waste Advisory Group 29th April 2020

WERLA

Waste Enforcement Regional Lead Authority

Role of Local Government Sector

31 (County Councils & City Councils)



- ▶ Local Authorities are multi-purpose bodies
 - ▶ Housing
 - ▶ Planning
 - ▶ Roads
 - ▶ Water Supply & Sewerage
 - ▶ Development Incentives and Controls
 - ▶ Fire Service
 - ▶ Environmental Protection
 - ▶ Recreation Facilities and Amenities
 - ▶ Agriculture, Education, Health and Welfare

> 500 Environmental Protection Obligations
in 100 pieces of legislation

A photograph showing a yellow truck with a blue container dumping waste into a large pile of trash. The truck is positioned on the left side of the frame, and the waste is being dumped into a large pile of trash that fills the foreground and middle ground. The background is a clear blue sky.

Waste Management Act 1996

- ▶ Waste Management Planning
- ▶ Measures to Reduce Production and Promote Recovery, of Waste
- ▶ Holding, Collection and Movement of Waste
- ▶ Recovery and Disposal of Waste
- ▶ Environmental Protection Provisions

ECJ 494



April 2005 ECJ Ruling that Ireland



“generally and persistently failing to fulfill its obligation to fulfill various articles under Waste Framework Directive”



Commission closed the case on 22 October 2015

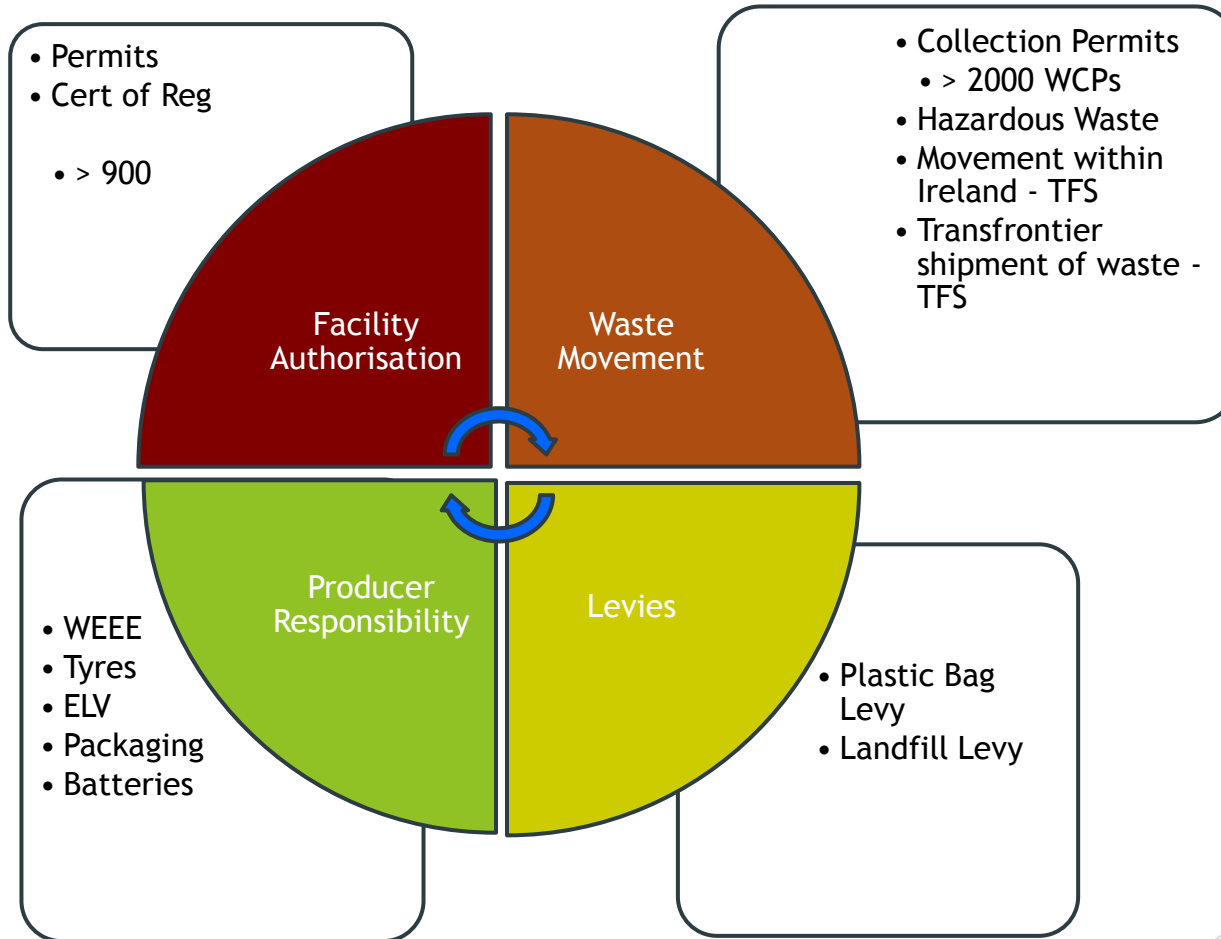
- ▶ Agreed Road map of deliverables agreed to achieve compliance with the judgment.
- ▶ Included:
 - ▶ Policy: Ministerial Directives, recognition of enforcement as a core function;
 - ▶ Structural - establishment of OEE, NTFSO, RMCEI, dedicated enforcement staffing, NIECE;
 - ▶ Financial / remedial – specific sites, multiple LA areas - approx €120m by end 2016.
- ▶ NWCPO
- ▶ RWMPOs
- ▶ WERLAs
 - ▶ Selection of WERLAs announced 9th October 2015.
 - ▶ The structures are to be put in place for an initial period of five years with a review as to its effectiveness carried out after year two.

WERLA Functions



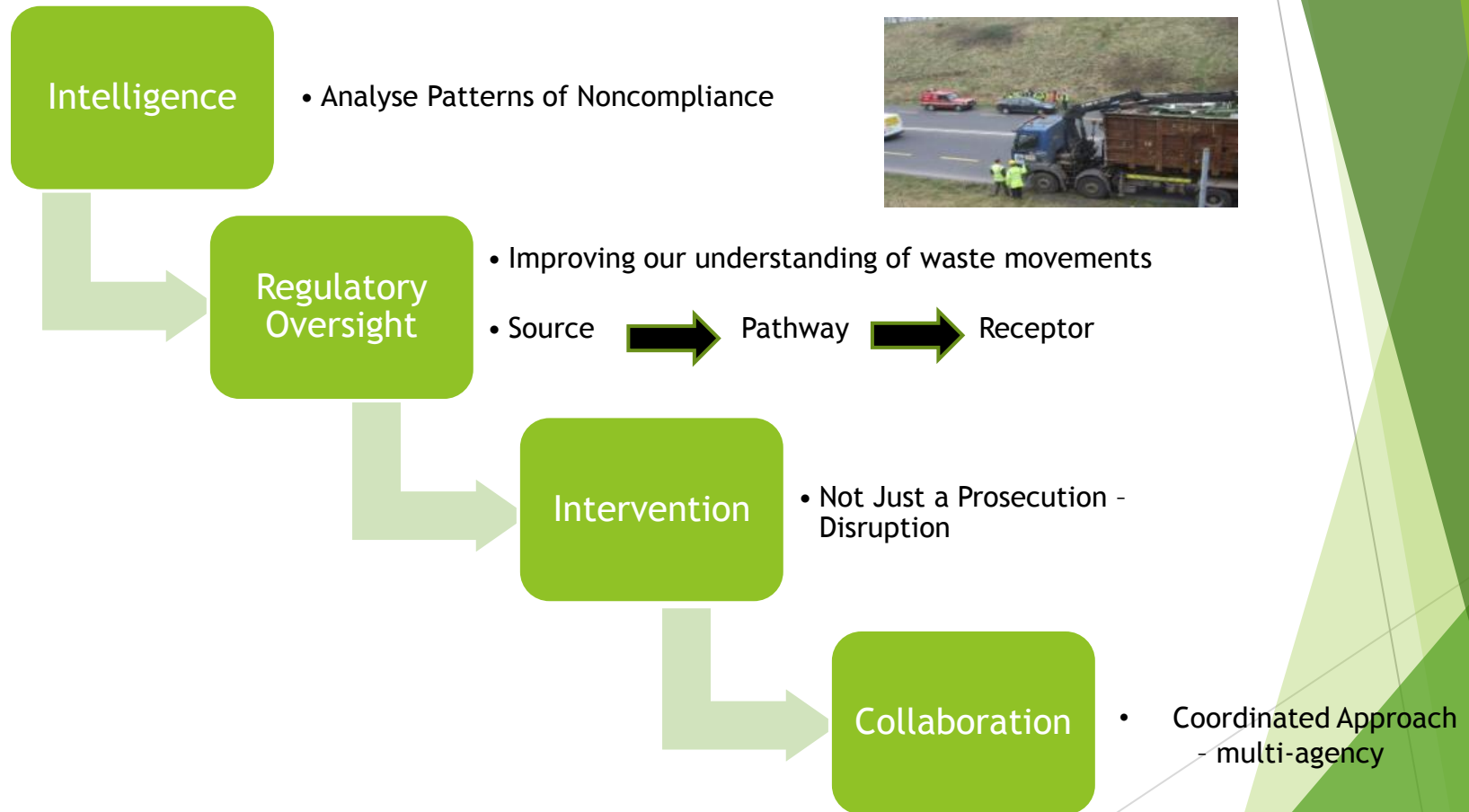
- ▶ Coordinating waste enforcement actions
- ▶ Setting priorities and common objectives for waste enforcement
- ▶ Ensuring consistent enforcement of waste legislation across the three existing waste management planning regions
- ▶ To develop a strong regional enforcement network through best practice and continuous professional learning
- ▶ To deal with strategic national waste enforcement priorities and serious criminal offenders;
- ▶ To drive improved levels of compliance and enforcement.
- ▶ Local Authority personnel as first responders on the ground to specific breaches of waste legislation

Waste - Local Govt. Responsibilities



Approx 97 Waste Enforcement Officers nationally in Local Authorities.

Intelligent Interventions



Intelligence Led Multi-agency Approach

NPWS



INTERPOL



Féidhmeannacht na Seirbhíse Stáite
Health Service Executive



DAFM



Environmental Protection Agency




Roinn Cumarsáide, Gníomhaithe
ar son na hAeráide & Comhshaoil
Department of Communications,
Climate Action & Environment



An Roinn Coimirce Sóisialaí
Department of Social Protection
www.welfare.ie

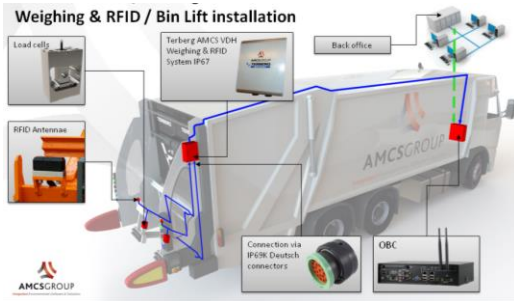


Comhshaoil, Oidhreachta agus Rialtas Áitiúil
Environment, Heritage and Local Government



Intervention Package Kerbside (HH & Commercial)

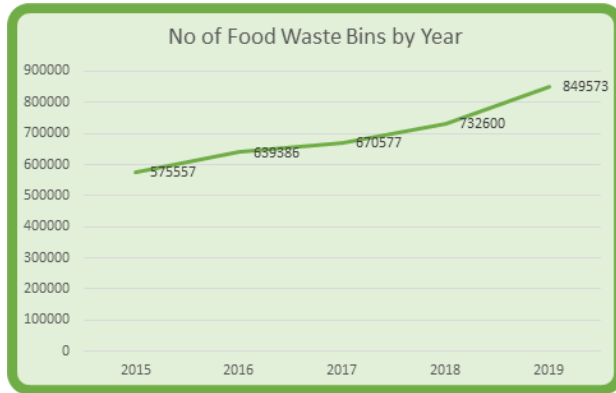
Irish households face fines
for lack of waste receipts



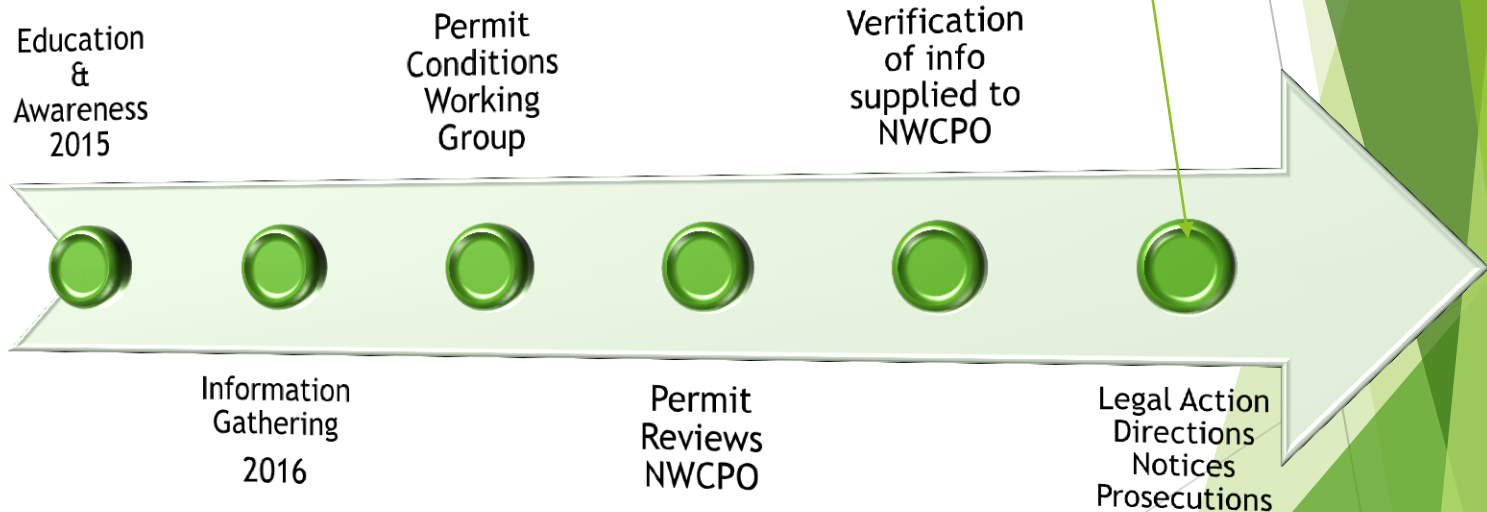
COUNTY OF CARLOW (SEGREGATION, STORAGE AND PRESENTATION OF
HOUSEHOLD AND COMMERCIAL WASTE) BYE-LAWS, 2018



Brown Bin Journey



Notices under Reg. 10
Prosecutions under Reg. 5
Initiate Reviews



Intervention Package (C&D) Waste



Article 27 Notification Inspection Form



Monitoring of Construction & Demolition
(C&D) Waste Activity.



Intervention Package

ELVs

You are committing a criminal offence if you (or an authorised treatment facility) dispose of an end-of-life vehicle illegally

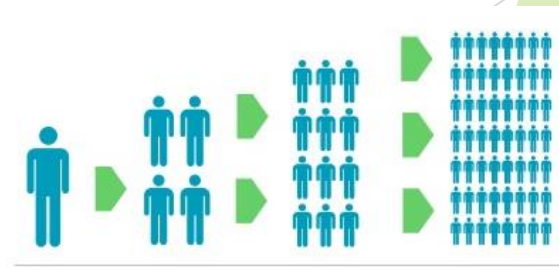



DRIVING OR BROKE DOWN
ANY MAKE OR MODEL
WE COLLECT & PAY CASH
END OF LIFE CERT ISSUED



An Roinn Iompair,
Turasóireachta agus Spóirt
Department of Transport,
Tourism and Sport

Intervention Package Producer Responsibility Initiatives



Intervention Package Unauthorised Waste Activity



ANTI-DUMPING INITIATIVE

Report 2019

TO THE DEPT. OF COMMUNICATIONS,
CLIMATE ACTION & ENVIRONMENT
APRIL 2020

Retired farmer convicted after turning farmyard into a waste management site



Gardaí blocked both ends of the road at Killowen, Gorey where enforcement operation took place. Pic: Christy Farrell



Man threatened to 'rip' head off council official

DETAILS of threats made by Tottenham Green's Tom White (60) against county council official Rory O'Mahoney were given in the District Court sitting in Wexford.

Judge John Cheate learned that pair clashed twice in January first in an outdoor at the council offices and then again at the site where the accused kept cars in Tottenham Green.

White's behaviour was so intimidating on the second occasion that he was taken into custody and he spent a fortnight in jail before bail was granted on February 12.

The court heard that prison had a lasting impact on the accused who lost weight while in mental hospital.

On January 17, White told the official who raised his in that he (the defendant) would put him (Rory O'Mahoney) on a ventilation machine and that he would blast his head off.

Six weeks was then allowed for clearing up of the site but the one-sided hostilities erupted once more on January 30.

On that date, a party of officials arrived in Tottenham Green escorted by gardaí to monitor progress in an unannounced inspection.

Garda John Buggy recalled that Tom White threatened to rip Mr O'Mahoney's skull off.

After this, the officials retreated and the defendant was arrested. In court solicitor Eric Furlong suggested that his client had been in a "highly agitated state" when he uttered the offensive words.

White, now offered his sincere apologies, continued Mr Furlong, and offered €1,000 to Mr O'Mahoney by way of compensation.

Garda Buggy reckoned that the site was now cleared of vehicles.

Judge Cheate was prepared to allow the accused three months to raise the €1,000 and indicated that he would receive the benefit of the Probation Act once the money is paid by that date.

Accountant fined

Armed Gardaí called in to help fight illegal dumping

Improving Our Environmental Credentials

- ▶ Preserve Habitats & Species



Improving Our Environmental Credentials

► Maintain Water Quality



MR 2004 Photo by An Coakley. Topogal - CE 007 10 / Geacra 23 6



Photo by The Design Group. Photo by Peter & Paul. P. 01/01/00000

Photo by The Design Group. 2004







Improving Our Environmental Credentials

- ▶ Mitigate Climate Change
 - ▶ Irish peatlands store some 1,566 million tonnes of carbon, representing approximately 64% of the total soil organic carbon stock present in Ireland.



**Monitoring of Construction & Demolition
(C&D) Waste Activity.**

Document Control Sheet

Activity	Level & Trend	Comment
Resources	450 	Staff numbers have been recovering since 2015 and in 2018 were at 80% of peak 2008 levels. Since 2008 some roles have been transferred to shared service arrangements. Increasing trend
Environmental licences/ permits/ certificates	14,200 	This includes a diverse range of waste, water and air permitted and registered sites. The number is largely unchanged from 2017.
All complaints	78,000 	Increasing - Due principally to changed reporting arrangements/patterns in waste complaints reporting. Over 90% of local authority environmental complaints relate to litter and waste Otherwise no significant trend noted.
All Inspection types	168,000 	Increasing - Due principally to changed reporting arrangements in a specific area of water inspections across all local authorities, increased reporting of misconnection surveys by Dublin City Council, and increased vehicle inspections by Dublin City & South Dublin County Councils. Note that approx. 2/3 of all inspections carried out are waste related (litter, waste and PRI). Otherwise no significant trend noted.

Waste Inspections - 25%
 Routine - 19268
 Non Routine - 19045
 PRIs - 3782
 Litter - 70580 - 42%

10636 PRIs
 696 WFP
 297 CORs
 2000 WCPs
 13629 - Total
 96% Waste fa



Activity	Level & Trend	Comment
All enforcement actions <div style="background-color: #e1f5fe; padding: 5px; display: inline-block;">85% Waste</div>	Approximately 20,000 actions 	Increasing - Due principally to increased warning letters and litter fines issued. Significantly increased waste/litter actions
All prosecution actions <div style="background-color: #e1f5fe; padding: 5px; display: inline-block;">95% Waste</div>	850 prosecutions initiated 	Increasing – predominantly due to increasing waste/litter prosecutions. Many of these prosecutions are undertaken where fixed penalty notices for litter offences are not paid – with the prosecution being taken for the original offence. Significantly increased waste/litter prosecutions

Table 4: Local authority activities in 2018 - *[the figures above have been rounded down]*

Waste	2014	2015	2016	2017	2018
6. Total No. Routine Completed Waste Inspections ²⁶	6,462	14,823	10,059	17,524	16,755
7. Number of litter patrols completed	55,480	58,337	51,780	43,756	51,847
No. litter patrols/inspections per 5,000 population	60.4	63.5	56.4	47.7	56.5

Producer Responsibility Initiatives	2014	2015	2016	2017	2018
13. Total No. WEEE Inspections Completed	687	771	687	718	581
14. Total No. Tyre Inspections Completed	581	688	1,363	1,260	947
15. Total No. Food Waste Inspections Completed	6,144	7,722	3,872	2,023	2,463
16. Total No. Battery Inspections Completed	656	730	814	880	686
Completed Battery Inspections, as a %age of planned inspections	71%	107%	104%	129%	125%

The Challenge

- ▶ *20 % of the regulated population will automatically comply with any regulation*
- ▶ *5 % will attempt to evade it*
- ▶ *and the remaining 75 % will comply as long as they think that the 5 % will be caught and punished.*
 - ▶ Chester Bowles, "Promises to keep : my years in public service, 1941-1969", p. 25.

