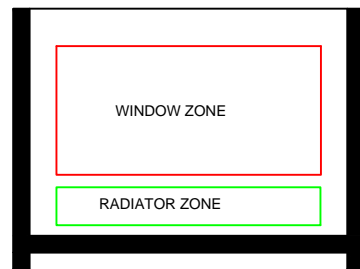


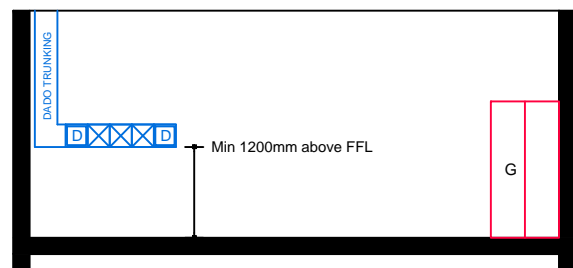
ELEVATION: A - A



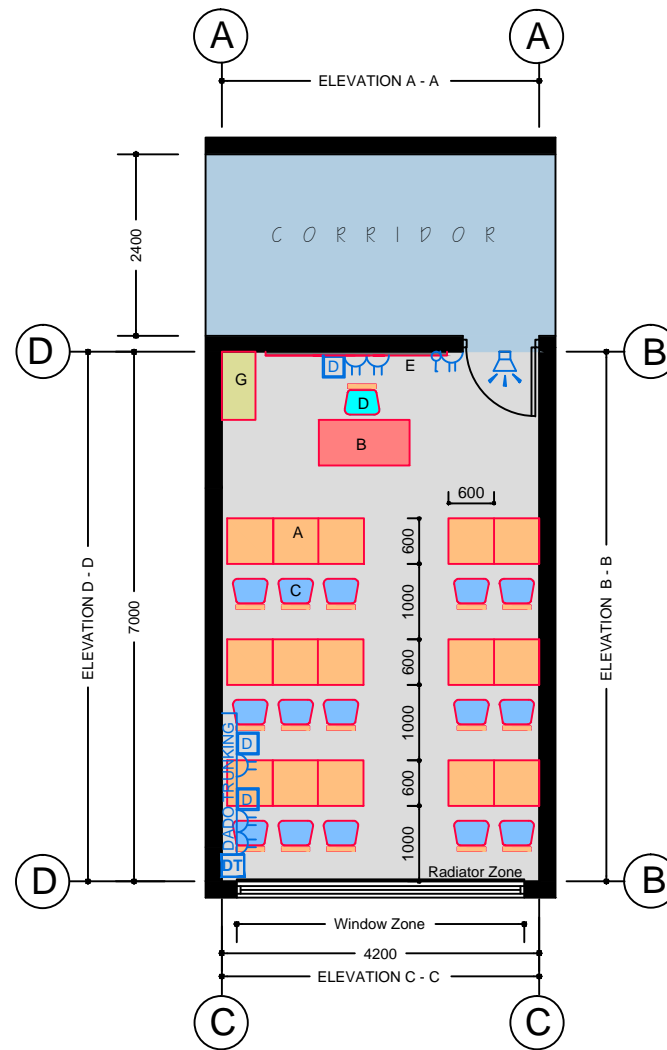
ELEVATION: B - B



ELEVATION: C - C



ELEVATION: D - D



FLOOR PLAN

TECHNICAL NOTES

1. This document provides guidance in relation to the requirements for a Group Room..
2. This document should be read in conjunction with with the Technical Guidance Documents (TDGs) as published by the Department of Education & Skills.
3. Refer to Drawing Ref No. RT-ICT-A-100 'Data Projector Installation' for detailed requirements.
4. Final position of network points and associated power outlets shall be above desk/worktop height.
5. Dado trunking shall feed from above in ground floor situations and from ceiling void below if room is located on upper floors.
6. In teaching spaces containing data projectors manual two way switching shall be provided on the row of lights nearest the teaching wall.
7. Control heating to room using 2-port valve and lockable digital type electronic room thermostat.

FURNITURE & EQUIPMENT SCHEDULES

FIXED FURNITURE	Quantity	Code
None		
LOOSE FURNITURE	Quantity	Code
A Student's table 600 x 600 x 760 high	15	T2
B Teacher's desk 1200 x 600 x 760 high	01	T4
C Student's chair 460 high	15	SIE0
D Teacher's chair 460 high	01	S5
E Whiteboard / blackboard 1200 x 1200	01	WB
G Storage press 900 x 450 x 1800 high	01	SC1
Appropriate provision of loose furniture for Special Education Needs should be made when required.		
EQUIPMENT	Quantity	Code
None		

BUILDING SERVICES LEGEND

BUILDING SERVICES ENGINEERING SYMBOLS	Plan	Elevation
Light Switches		
Single Switched Socket Outlets		
Single Switched Socket Outlets (under worktop)		
Cleaner's Socket Outlet (not controlled by isolator)		
Twin Switched Socket Outlets		
Water Boiler Point		
Cooker or Built-in Oven Point		
Data Projector Isolating Switch		
Single Phase Power Supply		
3 Phase Power Point		
Mechanical Ventilation Power Point		
Key Operated Isolating Switch on ICT Installation only		
Key Operated Isolator/ knockout Button on Electrical Supply		
Emergency Knockout Button on Electrical Supply		
Gas Pressure Proving System Control Panel		
Emergency Knockout Button on Gas Supply		
PA Loudspeaker		
Telephone Point		
Network Point		
Projector Audio Faceplate (PAF)		
Sub-distribution Board (possible location)		
Dado Rail Trunking		
Dado Trunking (vertical drop/ rise)		
Radiator		

- GENERAL NOTES:**
1. This drawing is for information and reference only, designers are responsible for co-ordination issues and compliance with Building Regulations.
 2. Doors shall provide 850 mm clear opening width, except where indicated otherwise.
 3. Do not scale the drawing. Use figured dimensions only. All dimensions given are in millimetres.
 4. All room dimensions are "internal dimensions".
 5. Area = net internal area of the room.
 6. All elevations are internal room elevations.
 7. Any discrepancies between this document and other documents shall be reported to the Department.

POST-PRIMARY SCHOOL ROOM LAYOUTS:

GROUP ROOM
(29 m²)

DRG NO: RT - 003	ISSUE NO: 02	SCALE: 1: 100 @ A3	DATE: Sept 2011
----------------------------	------------------------	------------------------------	---------------------------

AN ROINN OIDEACHAIS AGUS SCILEANNA
THE DEPARTMENT OF EDUCATION AND SKILLS

Planning and Building Unit