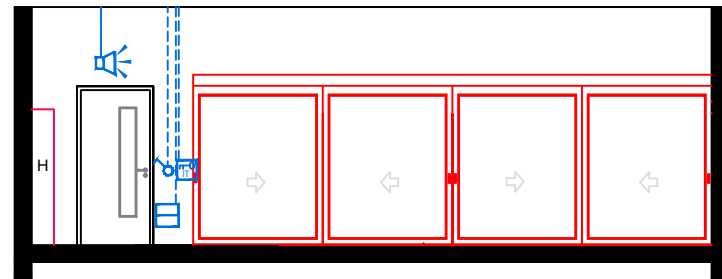
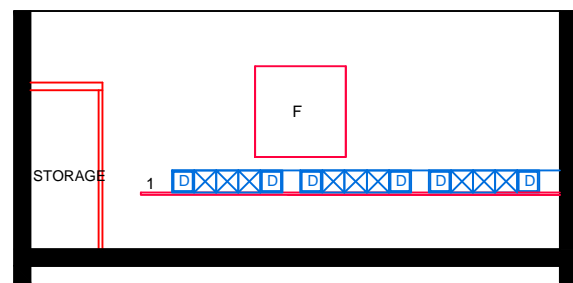


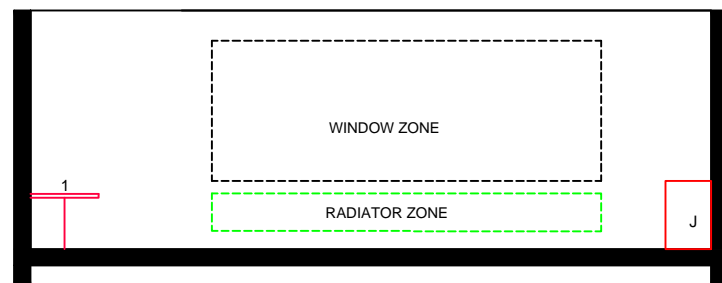
ELEVATION: A - A



ELEVATION: B - B



ELEVATION: C - C



ELEVATION: D - D



FLOOR PLAN

**TECHNICAL NOTES**

1. This document provides guidance in relation to the requirements for a Alternative Learning Support Room & Store.
2. This document should be read in conjunction with the Technical Guidance Documents (TDGs) as published by the Department of Education & Skills.
3. Refer to Drawing Ref No. RT-ICT-A-100 'Data Projector Installation' for detailed requirements.
4. Final position of network points and associated power outlets shall be above desk/worktop height.
5. Dado trunking shall feed from above in ground floor situations and from ceiling void below if room is located on upper floors.
6. In teaching spaces containing data projectors manual two way switching shall be provided on the row of lights nearest the teaching wall.
7. Control heating to room using 2-port valve and lockable digital type electronic room thermostat.

**FURNITURE & EQUIPMENT SCHEDULES**

FIXED FURNITURE		Quantity	Code
1	Worktop 5400 x 900 x 710 mm high	---	CWT
2	Shelving as required		
LOOSE FURNITURE		Quantity	Code
A	Student's table 600 x 600 x 760 high	24	T2
B	Teacher's desk 1200 x 600 x 760 high	01	T4
C	Student's chair 450 high	24	SIE0
D	Teacher's chair 450 high	01	S5
E	Whiteboard / blackboard 2400 x 1200	01	WB2
F	Pinboard 1200 x 1200	02	PB
H	Library shelving 900 x 300 x 1800 high	01	LSST
I	Student computer chair height adjustable	06	SCC
J	Display chest 1200 x 600 x 850 high (on request)	01	DS
K	Filing cabinet 600 x 450 approx	01	FC1

Appropriate provision of loose furniture for Special Education Needs should be made when required.

EQUIPMENT		Quantity	Code
None			

**BUILDING SERVICES LEGEND**

BUILDING SERVICES ENGINEERING SYMBOLS	Plan	Elevation
Light Switches	⊕	⊕
Single Switched Socket Outlets	⊕	⊕
Single Switched Socket Outlets (under worktop)	⊕	⊕
Cleaner's Socket Outlet (not controlled by isolator)	⊕	⊕
Twin Switched Socket Outlets	⊕	⊕
Water Boiler Point	⊕	⊕
Cooker or Built-in Oven Point	⊕	⊕
Data Projector Isolating Switch	⊕	⊕
Single Phase Power Supply	⊕	⊕
3 Phase Power Point	⊕	⊕
Mechanical Ventilation Power Point	⊕	⊕
Key Operated Isolating Switch on ICT Installation only	⊕	⊕
Key Operated Isolator/ knockout Button on Electrical Supply	⊕	⊕
Emergency Knockout Button on Electrical Supply	⊕	⊕
Gas Pressure Proving System Control Panel	⊕	⊕
Emergency Knockout Button on Gas Supply	⊕	⊕
PA Loudspeaker	⊕	⊕
Telephone Point	⊕	⊕
Network Point	⊕	⊕
Projector Audio Faceplate (PAF)	⊕	⊕
Sub-distribution Board (possible location)	⊕	⊕
Dado Rail Trunking	⊕	⊕
Dado Trunking (vertical drop/ rise)	⊕	⊕
Radiator	⊕	⊕

- GENERAL NOTES:**
1. This drawing is for information and reference only, designers are responsible for co-ordination issues and compliance with Building Regulations.
  2. Doors shall provide 850 mm clear opening width, except where indicated otherwise.
  3. Do not scale the drawing. Use figured dimensions only. All dimensions given are in millimetres.
  4. All room dimensions are "internal dimensions".
  5. Area = net internal area of the room.
  6. All elevations are internal room elevations.
  7. Any discrepancies between this document and other documents shall be reported to the Department.

**POST-PRIMARY SCHOOL ROOM LAYOUTS:**

**ALTERNATIVE LEARNING SUPPORT ROOM & STORE (63 m<sup>2</sup>)**

DRG NO: <b>RT - 005.2</b>	ISSUE NO: <b>02</b>	SCALE: <b>1: 100 @ A3</b>	DATE: <b>Sept 2011</b>
------------------------------	------------------------	------------------------------	---------------------------

**AN ROINN OIDEACHAIS AGUS SCILEANNA THE DEPARTMENT OF EDUCATION AND SKILLS**

Planning and Building Unit

