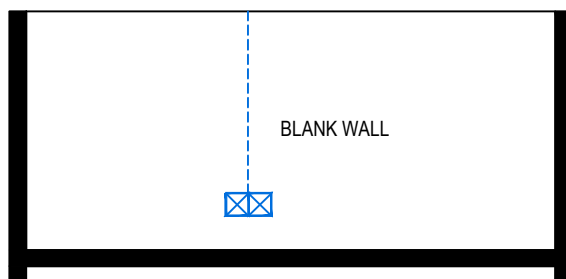
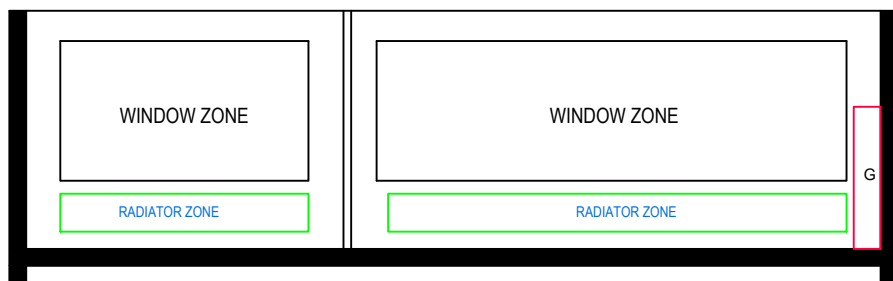


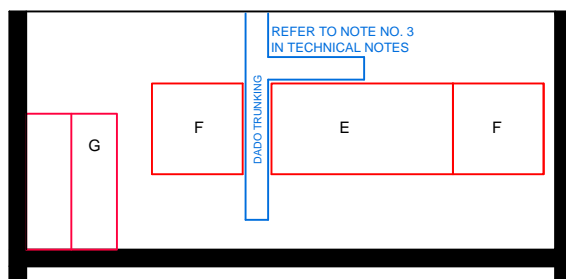
ELEVATION: A - A



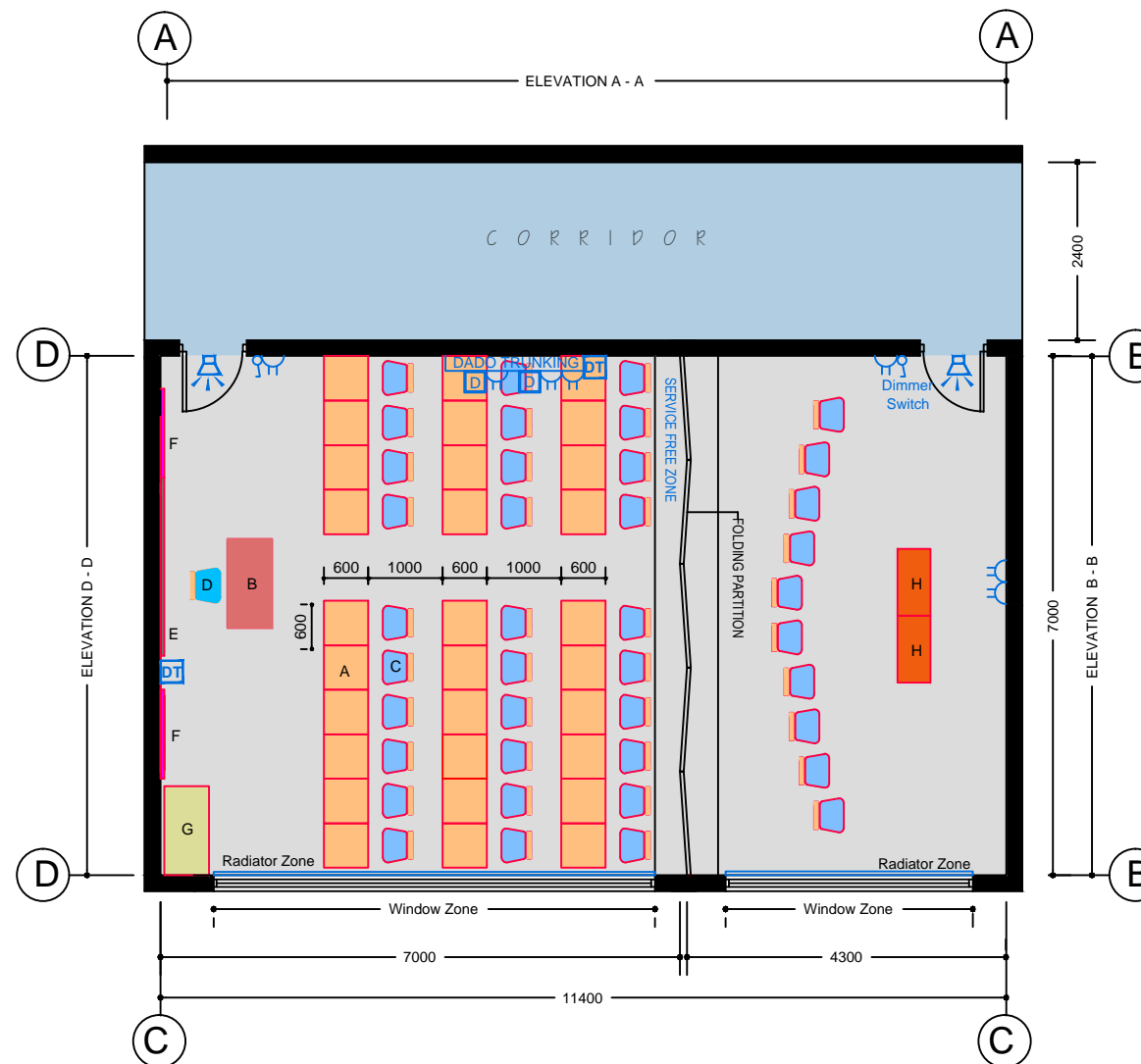
ELEVATION: B - B



ELEVATION: C - C



ELEVATION: D - D



PLAN : RELIGION ROOM & MEDITATION AREA

TECHNICAL NOTES

1. This document provides guidance in relation to the requirements for a Religion Room/ Meditation Area.
2. This document should be read in conjunction with the Technical Guidance Documents (TDGs) as published by the Department of Education & Skills. Refer to Drawing Ref No. RT-ICT-A-100 'Data Projector Installation' for detailed requirements.
3. Final position of network points and associated power outlets shall be above desk/worktop height.
4. Dado trunking shall feed from above in ground floor situations and from ceiling void below if room is located on upper floors.
5. In teaching spaces containing data projectors manual two way switching shall be provided on the row of lights nearest the teaching wall.
6. Control heating to room using 2-port valve and lockable digital type electronic room thermostat.
7. Folding door system with sound reduction of 45 dB sound reduction with manually operated top and bottom acoustic seal and telescopic end expander, internal integrated rubber sealing flaps and magnetic strips.
8. Chaplain's Office to be adjacent to Religion Room/ Meditation Area, but not en suite.

FURNITURE & EQUIPMENT SCHEDULES

FIXED FURNITURE		Quantity	Code
None			
LOOSE FURNITURE		Quantity	Code
A	Student's table 600 x 600 x 760 high	30	T2
B	Teacher's desk 1200 x 600 x 760 high	01	T4
C	Student's chair 460 high	40	SIE0
D	Teacher's chair 460 high	01	S5
E	Whiteboard / blackboard 2400 x 1200	01	WB2
F	Pinboard 1200 x 1200	02	PB
G	Storage press 900 x 450 x 1800 high	01	SC1
H	Low level tables 900 x 450 x 450	02	T9

Appropriate provision of loose furniture for Special Education Needs should be made when required.

EQUIPMENT		Quantity	Code
None			

BUILDING SERVICES LEGEND

BUILDING SERVICES ENGINEERING SYMBOLS	Plan	Elevation
Light Switches	⊕	⊕
Single Switched Socket Outlets	⊕	⊕
Single Switched Socket Outlets (under worktop)	⊕	⊕
Cleaner's Socket Outlet (not controlled by isolator)	⊕	⊕
Twin Switched Socket Outlets	⊕	⊕
Water Boiler Point	⊕	⊕
Cooker or Built-in Oven Point	⊕	⊕
Data Projector Isolating Switch	⊕	⊕
Single Phase Power Supply	⊕	⊕
3 Phase Power Point	⊕	⊕
Mechanical Ventilation Power Point	⊕	⊕
Key Operated Isolating Switch on ICT Installation only	⊕	⊕
Key Operated Isolator/ knockout Button on Electrical Supply	⊕	⊕
Emergency Knockout Button on Electrical Supply	⊕	⊕
Gas Pressure Proving System Control Panel	⊕	⊕
Emergency Knockout Button on Gas Supply	⊕	⊕
PA Loudspeaker	⊕	⊕
Telephone Point	⊕	⊕
Network Point	⊕	⊕
Projector Audio Faceplate (PAF)	⊕	⊕
Sub-distribution Board (possible location)	⊕	⊕
Dado Rail Trunking	⊕	⊕
Dado Trunking (vertical drop/ rise)	⊕	⊕
Radiator	⊕	⊕

- GENERAL NOTES:**
1. This drawing is for information and reference only, designers are responsible for co-ordination issues and compliance with Building Regulations.
 2. Doors shall provide 850 mm clear opening width, except where indicated otherwise.
 3. Do not scale the drawing. Use figured dimensions only. All dimensions given are in millimetres.
 4. All room dimensions are "internal dimensions".
 5. Area = net internal area of the room.
 6. All elevations are internal room elevations.
 7. Any discrepancies between this document and other documents shall be reported to the Department.

POST-PRIMARY SCHOOL ROOM LAYOUTS:

RELIGION ROOM & MEDITATION AREA (78 m²)

DRG NO:	ISSUE NO:	SCALE:	DATE:
RT - 007	02	1: 100 @ A3	Sept 2011

**AN ROINN OIDEACHAIS AGUS SCILEANNA
THE DEPARTMENT OF EDUCATION AND SKILLS**

Planning and Building Unit

