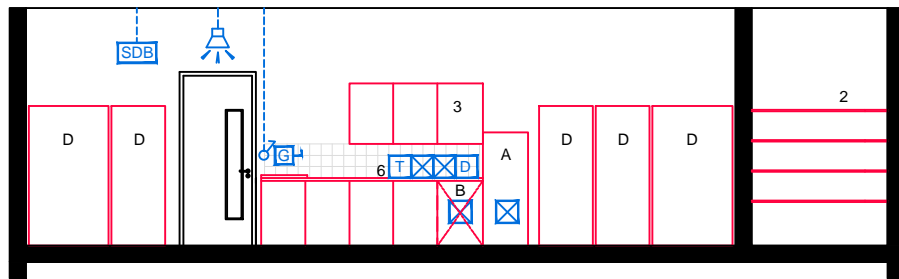
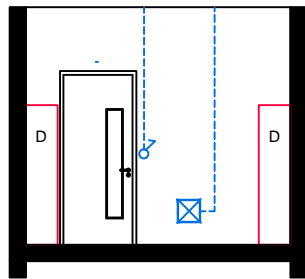


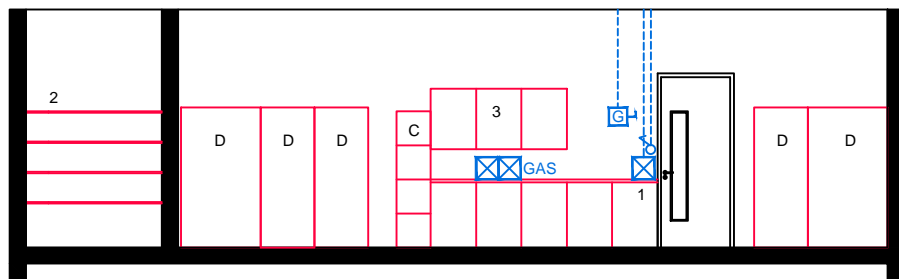
ELEVATION: A-A



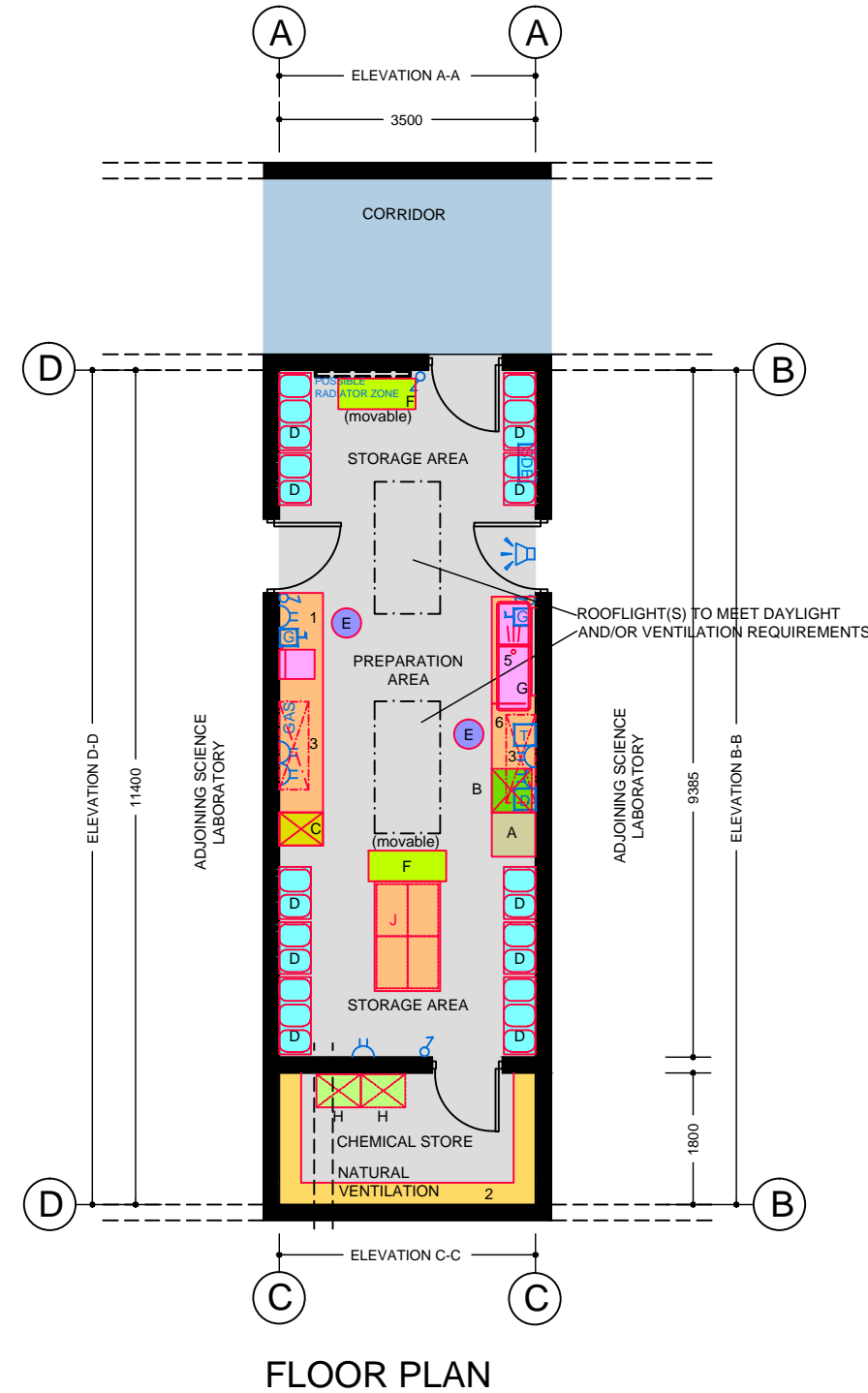
ELEVATION: B-B



ELEVATION: C-C



ELEVATION: D-D



TECHNICAL NOTES

1. This document provides guidance in relation to the requirements for a Shared Science Preparation Room to be used for adjacent 'shallow plan' laboratories.
2. This document should be read in conjunction with with the Technical Guidance Documents (TDGs) as published by the Department of Education & Skills.
3. Final position of data points and associated power outlets shall be above desk/worktop height.
4. Dado trunking shall feed from above in ground floor situations and from ceiling void below if room is located on upper floors.
5. Small radiator with Thermostatic Control Valve (TVR) to be provided in the secure chemical store.
6. Natural light and ventilation to be provided for this room.
7. Where preparation area serves more than one laboratory then an independent gas pressure proving system is required.
8. Adjacent science laboratory have shared preparation area with same services plus additional storage. Configuration will depend on design solution.
9. Non-slip floor finish required.

FURNITURE & EQUIPMENT SCHEDULES

FIXED FURNITURE		Quantity	Code
1	Base unit 600x900 high lengths as shown. Science sink, gas and sockets on wall with hot and cold water supply.	---	WTS
2	4 tier shelving 300 deep, lengths as shown.	---	
3	High level presses 1200 mm wide x 800 mm high	02	HL12
4	Sink unit 1200 x 1200 x 900 mm and base unit	---	SSU
5	Belfast sink 900x460 mm (hot & cold) & drn/board set into worktop	01	BS
6	Base unit - as shown (worktop to extend over void for DW)	---	WTS

Note: all worktops in this room to match science bench worktops.

LOOSE FURNITURE		Quantity	Code
C	Filing cabinet (4 drawer)	01	FC1
D	Tray Storage System with plastic trays 420D x 1055W x 1850H	04	STS1
	Tray Storage System with plastic trays 420D x 710W x 1850H	06	STS2
E	Stool 600 high, stackable	02	S2H
F	Trolley for plastic trays 420D x 1055W x 850H	02	STS T
G	Pinboard 1200x1200	01	PB
J	Tray storage 710W x 420D x 825H - 4 no with 1 no laminated wood worktop	01	STSW

Loose furniture is shown only where it may have an impact on services. Appropriate provision of loose furniture for Special Education Needs should be made when required.

EQUIPMENT		Quantity	Code
A	Fridge/freezer 600x600x1500 high	01	FFR
B	Underbench dishwasher 600x600	01	DW
H	Storage unit for flammable or corrosive substances 450 mm deep x 600 mm wide x 700 mm high.	01	SCF

Equipment is shown only where it may have an impact on services. Appropriate provision of loose furniture for Special Education Needs should be made when required.

BUILDING SERVICES LEGEND

BUILDING SERVICES ENGINEERING SYMBOLS	Plan	Elevation
Light Switches		
Single Switched Socket Outlets		
Single Switched Socket Outlets (under worktop)		
Cleaner's Socket Outlet (not controlled by isolator)		
Twin Switched Socket Outlets		
Water Boiler Point		
Cooker or Built-in Oven Point		
Data Projector Isolating Switch		
Single Phase Power Supply		
3 Phase Power Point		
Mechanical Ventilation Power Point		
Key Operated Isolating Switch on ICT Installation only		
Key Operated Isolator/ knockout Button on Electrical Supply		
Emergency Knockout Button on Electrical Supply		
Gas Pressure Proving System Control Panel		
Emergency Knockout Button on Gas Supply		
PA Loudspeaker		
Telephone Point		
Network Point		
Projector Audio Faceplate (PAF)		
Sub-distribution Board (possible location)		
Dado Rail Trunking		
Dado Trunking (vertical drop/ rise)		
Radiator		

- GENERAL NOTES:**
1. This drawing is for information and reference only, designers are responsible for co-ordination issues and compliance with Building Regulations.
 2. Doors shall provide 850 mm clear opening width, except where indicated otherwise.
 3. Do not scale the drawing. Use figured dimensions only. All dimensions given are in millimetres.
 4. All room dimensions are "internal dimensions".
 5. Area = net internal area of the room.
 6. All elevations are internal room elevations.
 7. Any discrepancies between this document and other documents shall be reported to the Department.

POST-PRIMARY SCHOOL ROOM LAYOUTS:

**SHARED SCIENCE PREP. ROOM
OPTION 2 - Deep Plan (40 m²)**

DRG NO: RT - 011.5	ISSUE NO: 01	SCALE: 1: 100 @ A3	DATE: Sept 2011
------------------------------	------------------------	----------------------------------	---------------------------

**AN ROINN OIDEACHAIS AGUS SCILEANNA
THE DEPARTMENT OF EDUCATION AND SKILLS**

Planning and Building Unit