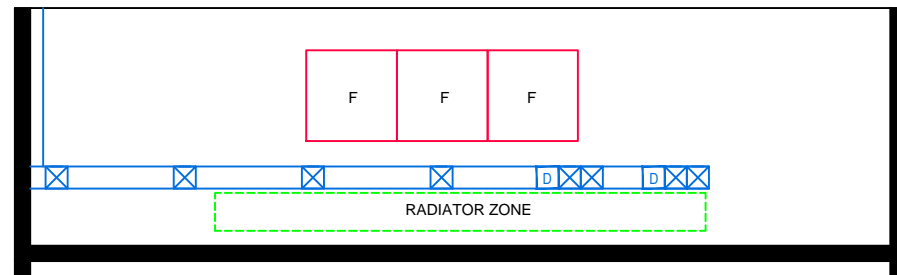
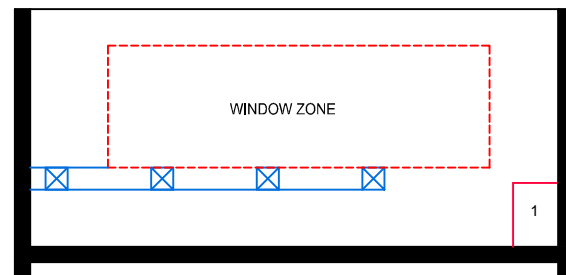


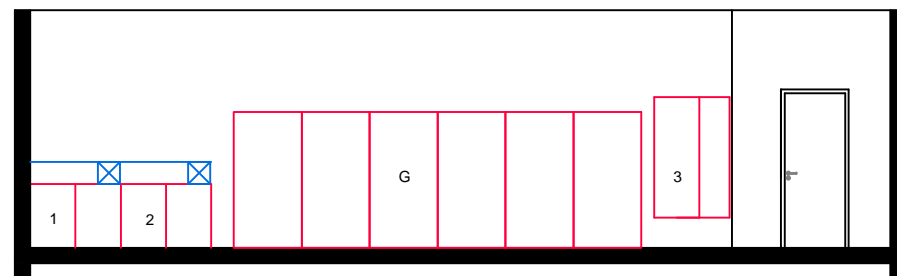
ELEVATION: A - A



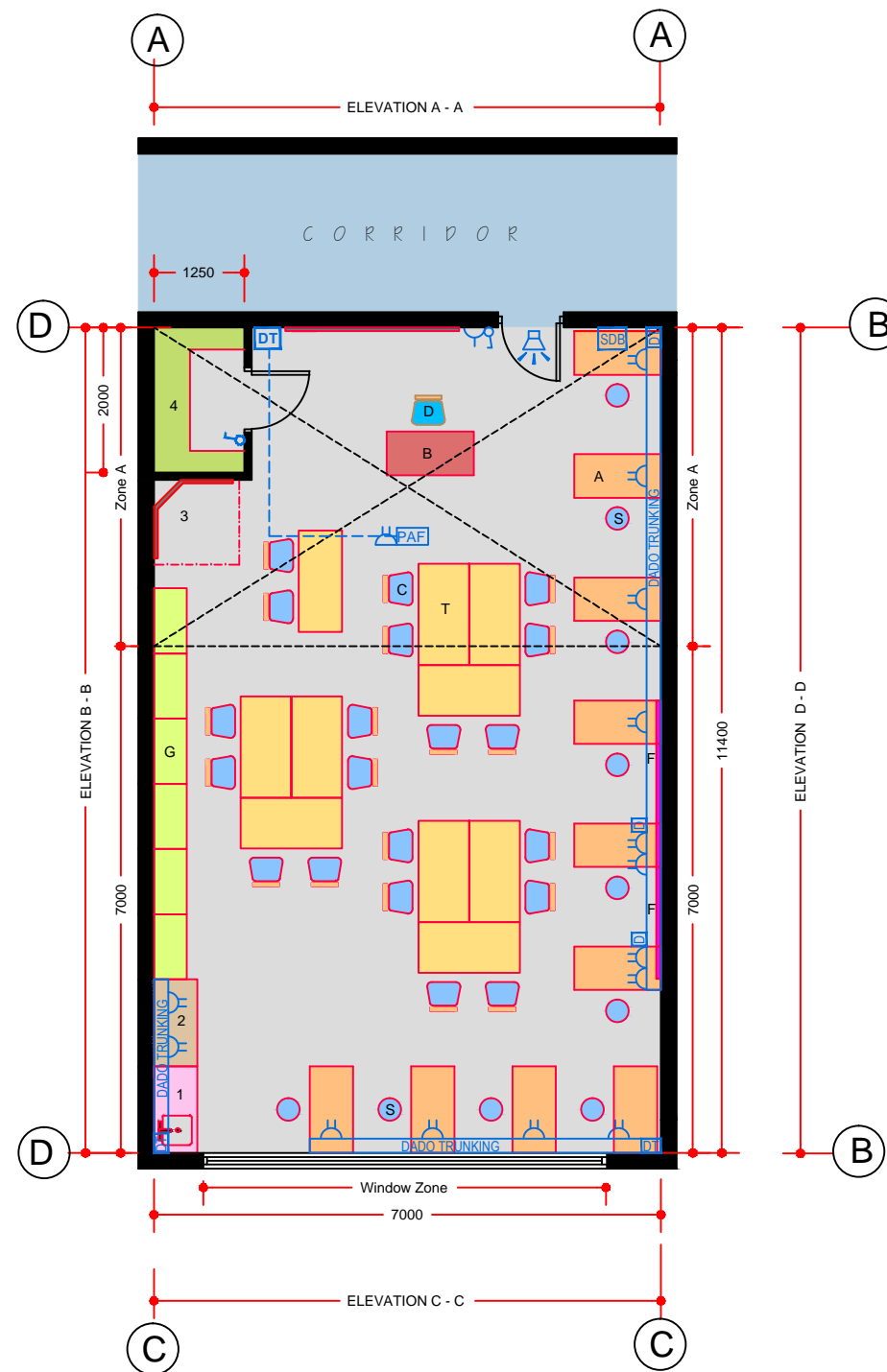
ELEVATION: B - B



ELEVATION: C - C



ELEVATION: D - D



FLOOR PLAN

**TECHNICAL NOTES**

1. This document provides guidance in relation to the requirements for a Dress Design/ Textile Room.
2. This document should be read in conjunction with the Technical Guidance Documents (TDGs) as published by the Department of Education & Skills.
3. Refer to Drawing Ref No. RT-ICT-A-100 'Data Projector Installation' for detailed requirements.
4. Final position of network points and associated power outlets shall be above desk/worktop height.
5. Dado trunking shall feed from above in ground floor situations and from ceiling void below if room is located on upper floors.
6. In teaching spaces containing data projectors manual two way switching shall be provided on the row of lights nearest the teaching wall.
7. The exact location of the Data Projector and associated twin outlet and Projector Audio Faceplate (PAF) to be agreed with the Client during design stage and included in the tender documents.
8. Natural light and ventilation required to area marked on plan "Zone A".
9. Floor covering not to be carpet.

**FURNITURE & EQUIPMENT SCHEDULES**

FIXED FURNITURE		Quantity	Code
1	Vanity unit (hot & cold water) 1200x600x850 high	01	VU
2	Worktop 1200x600x850 with storage	01	BU
3	Changing area mirrors and curtain 1200x1200x2000	01	CD
4	Five tier adjustable shelving ( 2 no. 300x750 and 1 no. 500x2000)	-	AS5/3 & AS5/5
LOOSE FURNITURE		Quantity	Code
A	Student's table 1200x600x760 high	10	T1
B	Teacher's desk 1200 x 600 x 760 high	01	T4
C	Student's chairs 460 high	20	SIE0
D	Teacher's chair 460 high	01	S5
E	Whiteboard / blackboard 2400 x 1200	01	WB2
F	Pinboard 1200 x 1200	03	PB
G	Storage press 900 x 450 x 1800 high	06	SC2
S	Student's stool 600 high (stackable)	10	S2H
T	Student's worktop tables 1400 x 700 x 850 high	10	W3A

Appropriate provision of loose furniture for Special Education Needs should be made as required.

EQUIPMENT		Quantity	Code
None			

**BUILDING SERVICES LEGEND**

BUILDING SERVICES ENGINEERING SYMBOLS		Plan	Elevation
Light Switches		☐	☐
Single Switched Socket Outlets		⊕	⊕
Single Switched Socket Outlets (under worktop)		⊕	⊕
Cleaner's Socket Outlet (not controlled by isolator)		⊕	⊕
Twin Switched Socket Outlets		⊕	⊕
Water Boiler Point		⊕	⊕
Cooker or Built-in Oven Point		⊕	⊕
Data Projector Isolating Switch		⊕	⊕
Single Phase Power Supply		⊕	⊕
3 Phase Power Point		⊕	⊕
Mechanical Ventilation Power Point		⊕	⊕
Key Operated Isolating Switch on ICT Installation only		⊕	⊕
Key Operated Isolator/ knockout Button on Electrical Supply		⊕	⊕
Emergency Knockout Button on Electrical Supply		⊕	⊕
Gas Pressure Proving System Control Panel		⊕	⊕
Emergency Knockout Button on Gas Supply		⊕	⊕
PA Loudspeaker		⊕	⊕
Telephone Point		⊕	⊕
Network Point		⊕	⊕
Projector Audio Faceplate (PAF)		⊕	⊕
Sub-distribution Board (possible location)		⊕	⊕
Dado Rail Trunking		⊕	⊕
Dado Trunking (vertical drop/ rise)		⊕	⊕
Radiator		⊕	⊕

- GENERAL NOTES:**
1. This drawing is for information and reference only, designers are responsible for co-ordination issues and compliance with Building Regulations.
  2. Doors shall provide 850 mm clear opening width, except where indicated otherwise.
  3. Do not scale the drawing. Use figured dimensions only. All dimensions given are in millimetres.
  4. All room dimensions are "internal dimensions".
  5. Area = net internal area of the room.
  6. All elevations are internal room elevations.
  7. Any discrepancies between this document and other documents shall be reported to the Department.

**POST-PRIMARY SCHOOL ROOM LAYOUTS:**

**DRESS DESIGN /  
TEXTILE ROOM (80 m²)**

DRG NO: <b>RT - 015</b>	ISSUE NO: <b>02</b>	SCALE: <b>1: 100 @ A3</b>	DATE: <b>Sept 2011</b>
----------------------------	------------------------	----------------------------------	---------------------------

**AN ROINN OIDEACHAIS AGUS SCILEANNA  
THE DEPARTMENT OF EDUCATION AND SKILLS**

Planning and Building Unit

