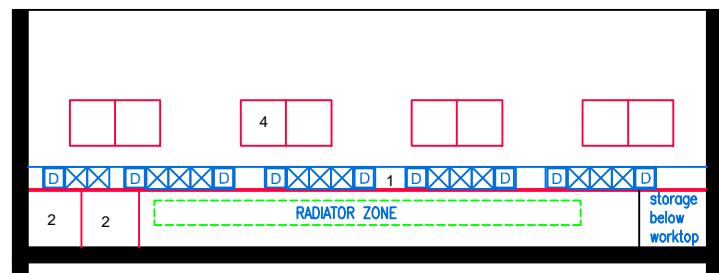
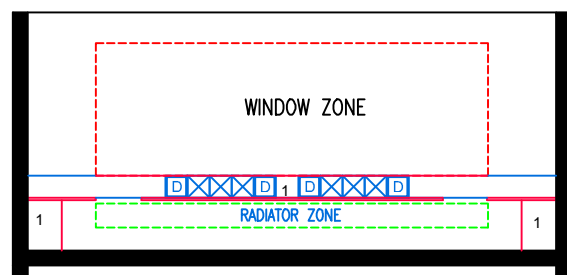


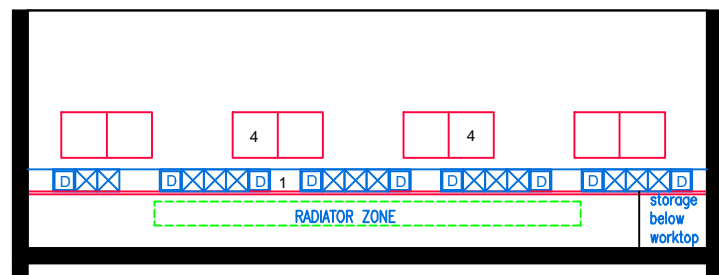
ELEVATION: A - A



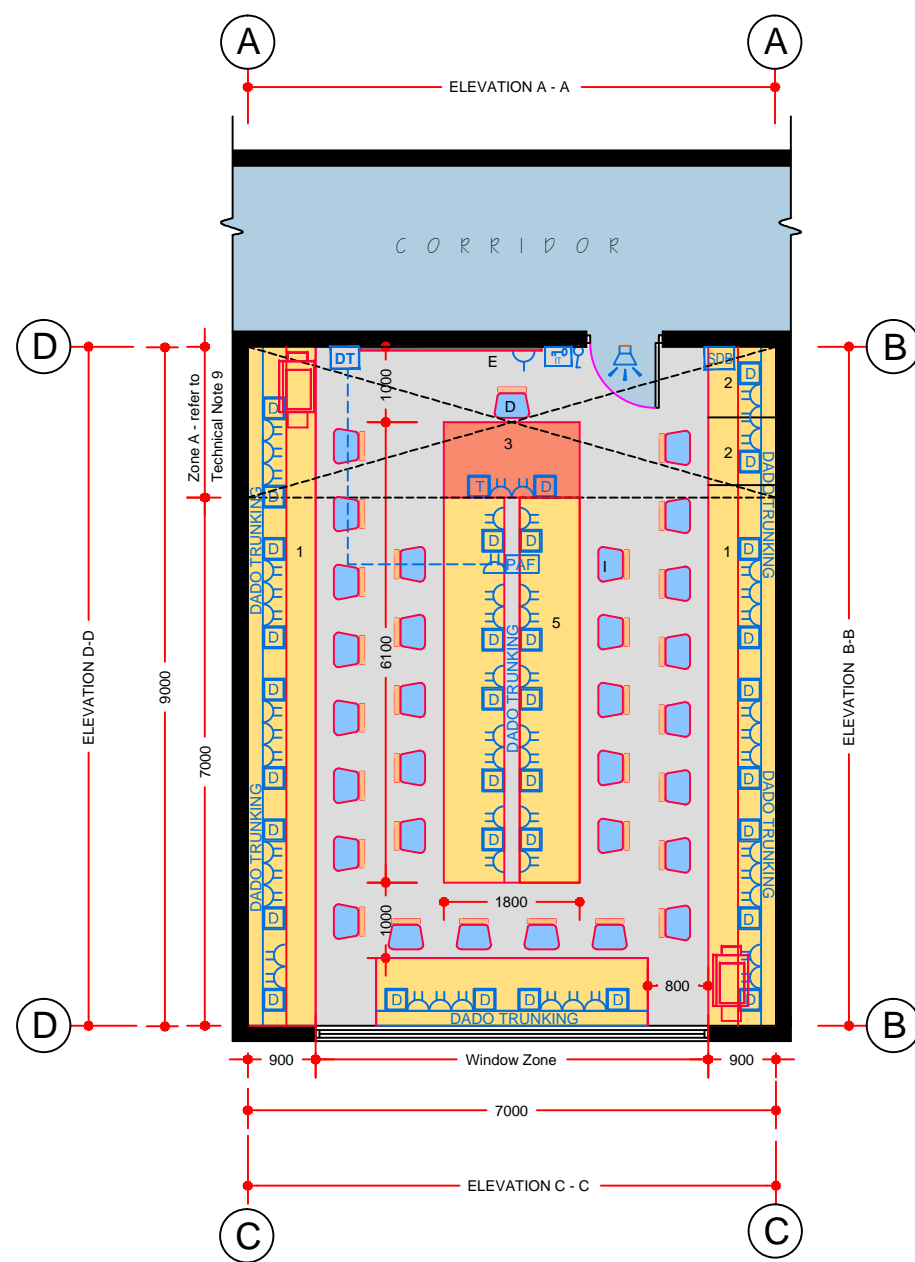
ELEVATION: B - B



ELEVATION: C - C



ELEVATION: D - D



FLOOR PLAN

TECHNICAL NOTES

1. This document provides guidance in relation to the requirements for a Commerce/ Computer Room.
2. This document should be read in conjunction with the Technical Guidance Documents (TDGs) as published by the Department of Education & Skills.
3. Refer to Drawing Ref No. RT-ICT-A-100 'Data Projector Installation' for detailed requirements.
4. Final position of network points and associated power outlets shall be above desk/worktop height.
5. Dado trunking shall feed from above in ground floor situations and from ceiling void below if room is located on upper floors.
6. In teaching spaces containing data projectors manual two way switching shall be provided on the row of lights nearest the teaching wall.
7. The exact location of the Data Projector and associated twin outlet and Projector Audio Faceplate (PAF) to be agreed with the Client during design stage and included in the tender documents.
8. The socket outlets, network points and PAF Input are to be located in suitable dado rail trunking on teacher's bench and not as outlined in Drawing No RT-ICT-A-100
9. Natural light and ventilation required to area marked on plan "Zone A".
10. Where this room is located on upper floors the network points and socket outlets on the island bench shall be fed from the ceiling void below.
11. Where this room is located on the ground floor the network points and socket outlets on the island bench shall be fed via a service pole from the ceiling above. The service pole shall be located at the end of furthest from the teacher's base.
12. Daylight control maybe required to facilitate use of VDU's
13. Consideration should be given to the provision of ceiling mounted radiant panels instead of radiators in this room.

FURNITURE & EQUIPMENT SCHEDULES

FIXED FURNITURE			Quantity	Code
1	Worktop 900 wide x 710 min. high,			CWT
2	Removable worktop 900 x 900 x 710 min. high	02		CWT
3	Teacher's desk	01		TDC
4	High level units 1200 x 600 x 400	08		HL6
5	Worktop 6000 x 1800 x 710 min. high	01		CWTC

LOOSE FURNITURE			Quantity	Code
I	Student's computer chair height adjustable	30		SCC
D	Teacher's Chair	01		S8
E	Whiteboard / blackboard 2400 x 1200	01		WB2

Appropriate provision of loose furniture for Special Education Needs should be made as required.

EQUIPMENT			Quantity	Code
None				

BUILDING SERVICES LEGEND

BUILDING SERVICES ENGINEERING SYMBOLS			Plan	Elevation
Light Switches			☐	☐
Single Switched Socket Outlets			⊕	⊕
Single Switched Socket Outlets (under worktop)			⊕	⊕
Cleaner's Socket Outlet (not controlled by isolator)			⊕	⊕
Twin Switched Socket Outlets			⊕	⊕
Water Boiler Point			⊕	⊕
Cooker or Built-in Oven Point			⊕	⊕
Data Projector Isolating Switch			⊕	⊕
Single Phase Power Supply			⊕	⊕
3 Phase Power Point			⊕	⊕
Mechanical Ventilation Power Point			⊕	⊕
Key Operated Isolating Switch on ICT Installation only			⊕	⊕
Key Operated Isolator/ knockout Button on Electrical Supply			⊕	⊕
Emergency Knockout Button on Electrical Supply			⊕	⊕
Gas Pressure Proving System Control Panel			⊕	⊕
Emergency Knockout Button on Gas Supply			⊕	⊕
PA Loudspeaker			⊕	⊕
Telephone Point			⊕	⊕
Network Point			⊕	⊕
Projector Audio Faceplate (PAF)			⊕	⊕
Sub-distribution Board (possible location)			⊕	⊕
Dado Rail Trunking			⊕	⊕
Dado Trunking (vertical drop/ rise)			⊕	⊕
Radiator			⊕	⊕

GENERAL NOTES:

1. This drawing is for information and reference only, designers are responsible for co-ordination issues and compliance with Building Regulations.
2. Doors shall provide 850 mm clear opening width, except where indicated otherwise.
3. Do not scale the drawing. Use figured dimensions only. All dimensions given are in millimetres.
4. All room dimensions are "internal dimensions".
5. Area = net internal area of the room.
6. All elevations are internal room elevations.
7. Any discrepancies between this document and other documents shall be reported to the Department.

POST-PRIMARY SCHOOL ROOM LAYOUTS:

COMMERCE / COMPUTER ROOM (63 m²)

DRG NO: RT - 016	ISSUE NO: 02	SCALE: 1: 100 @ A3	DATE: Sept 2011
----------------------------	------------------------	------------------------------	---------------------------

**AN ROINN OIDEACHAIS AGUS SCILEANNA
THE DEPARTMENT OF EDUCATION AND SKILLS**

Planning and Building Unit

