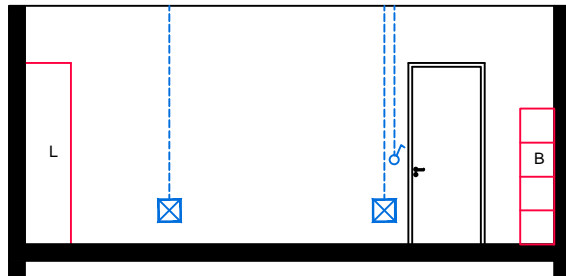
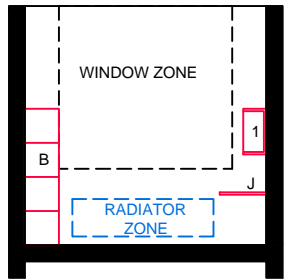


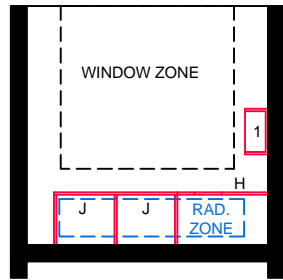
ELEVATION: A-A



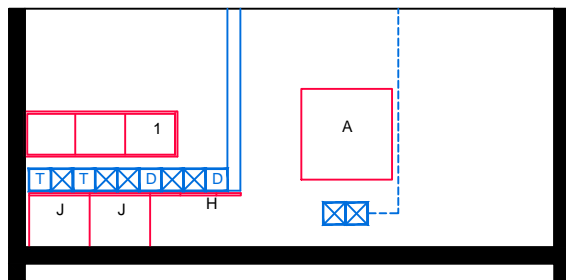
ELEVATION: B-B (OPTION 1)



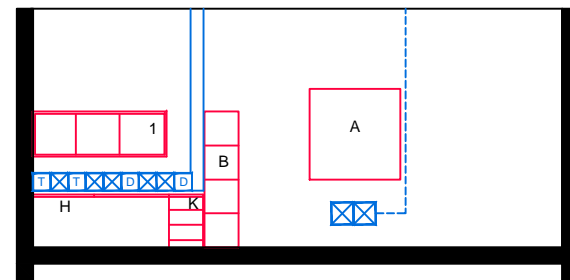
ELEVATION: C-C (OPTION 1)



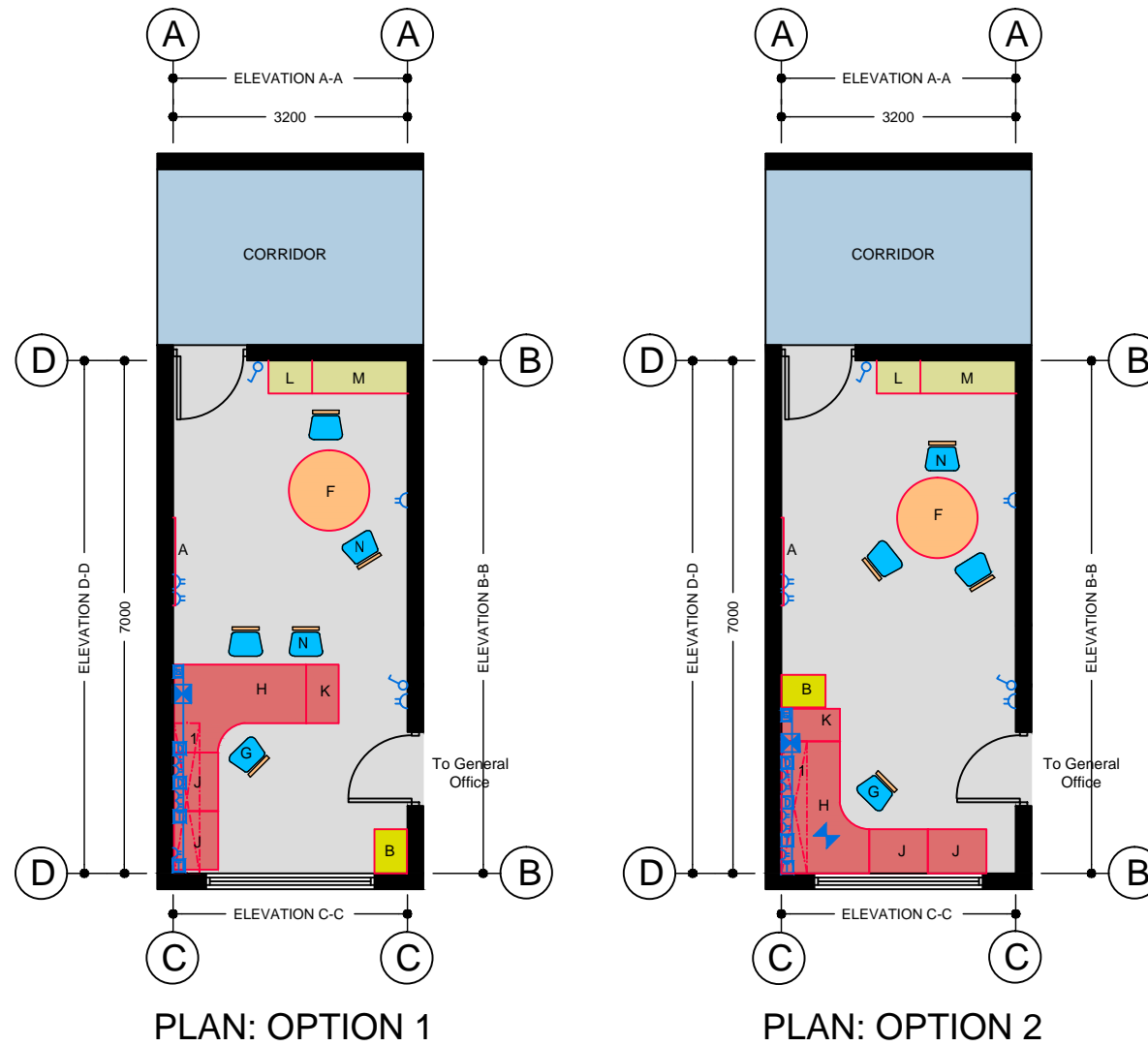
ELEVATION: C-C (OPTION 2)



ELEVATION: D-D (OPTION 1)



ELEVATION: D-D (OPTION 2)



PLAN: OPTION 1

PLAN: OPTION 2

TECHNICAL NOTES

1. This document provides guidance in relation to the requirements for a Principal's Office.
2. This document should be read in conjunction with the Technical Guidance Documents (TDGs) as published by the Department of Education & Skills.
3. Final position of network points and associated power outlets shall be above desk/worktop height.
4. Dado trunking shall feed from above in ground floor situations and from ceiling void below if room is located on upper floors.
5. Blinds to be provided
6. TRVs to be fitted to radiators
7. Minimum room width of 3200 mm to allow access for all.
8. Exact location of PA system controls to be agreed with the Client prior to detailed design of the installation.

FURNITURE & EQUIPMENT SCHEDULES

FIXED FURNITURE		Quantity	Code
1	High level presses - 600mm high	01	HL6
LOOSE FURNITURE		Quantity	Code
A	Pinboard - 1200x1200.	01	PB
B	Filing Cabinet - 4 drawers	01	FC1
F	Circular Discussion Table - 1200 Ø.	01	DT/1200
G	Swivel Chair	01	S3
H	Free standing workstation - 760mm high x 1800/1200mm wide	01	PWS
J	Workstation extension 800x600x760mm high	02	WSE
K	Desk height pedestal unit 400x800x760mm high	01	PED
L	Wardrobe unit 450x600 x1800mm high	01	PWR
M	Bookshelf/ display with storage underneath 300x900x1200mm high	01	PBS
N	Student/Parent Upholstered Chair	04	S5

Appropriate provision of loose furniture for Special Education Needs should be made when required.

EQUIPMENT		Quantity	Code
None			

BUILDING SERVICES LEGEND

BUILDING SERVICES ENGINEERING SYMBOLS	Plan	Elevation
Light Switches	⚡	⚡
Single Switched Socket Outlets	⚡	⚡
Single Switched Socket Outlets (under worktop)	⚡	⚡
Cleaner's Socket Outlet (not controlled by isolator)	⚡	⚡
Twin Switched Socket Outlets	⚡	⚡
Water Boiler Point	⚡	⚡
Cooker or Built-in Oven Point	⚡	⚡
Data Projector Isolating Switch	⚡	⚡
Single Phase Power Supply	⚡	⚡
3 Phase Power Point	⚡	⚡
Mechanical Ventilation Power Point	⚡	⚡
Key Operated Isolating Switch on ICT Installation only	⚡	⚡
Key Operated Isolator/ knockout Button on Electrical Supply	⚡	⚡
Emergency Knockout Button on Electrical Supply	⚡	⚡
Gas Pressure Proving System Control Panel	⚡	⚡
Emergency Knockout Button on Gas Supply	⚡	⚡
PA Loudspeaker	⚡	⚡
Telephone Point	⚡	⚡
Network Point	⚡	⚡
Projector Audio Faceplate (PAF)	⚡	⚡
Sub-distribution Board (possible location)	⚡	⚡
Dado Rail Trunking	⚡	⚡
Dado Trunking (vertical drop/ rise)	⚡	⚡
Radiator	⚡	⚡
Fire alarm panel.	⚡	⚡
Security alarm panel.	⚡	⚡
PA Console at principal's desk area.	⚡	⚡

GENERAL NOTES:

1. This drawing is for information and reference only, designers are responsible for co-ordination issues and compliance with Building Regulations.
2. Doors shall provide 850 mm clear opening width, except where indicated otherwise.
3. Do not scale the drawing. Use figured dimensions only. All dimensions given are in millimetres.
4. All room dimensions are "internal dimensions".
5. Area = net internal area of the room.
6. All elevations are internal room elevations.
7. Any discrepancies between this document and other documents shall be reported to the Department.

POST-PRIMARY SCHOOL ROOM LAYOUTS:

**PRINCIPAL'S/ DEPUTY'S OFFICE
(22 m²)**

DRG NO: RT - 024	ISSUE NO: 01	SCALE: 1: 100 @ A3	DATE: Sept 2011
----------------------------	------------------------	------------------------------	---------------------------

**AN ROINN OIDEACHAIS AGUS SCILEANNA
THE DEPARTMENT OF EDUCATION AND SKILLS**

Planning and Building Unit

