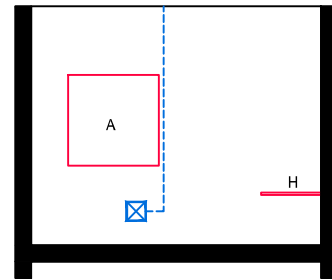
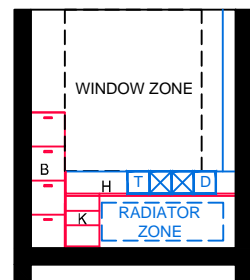


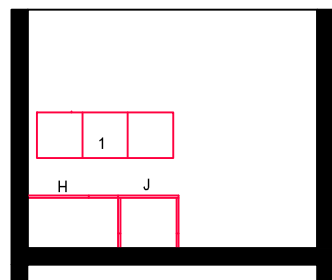
ELEVATION: A-A



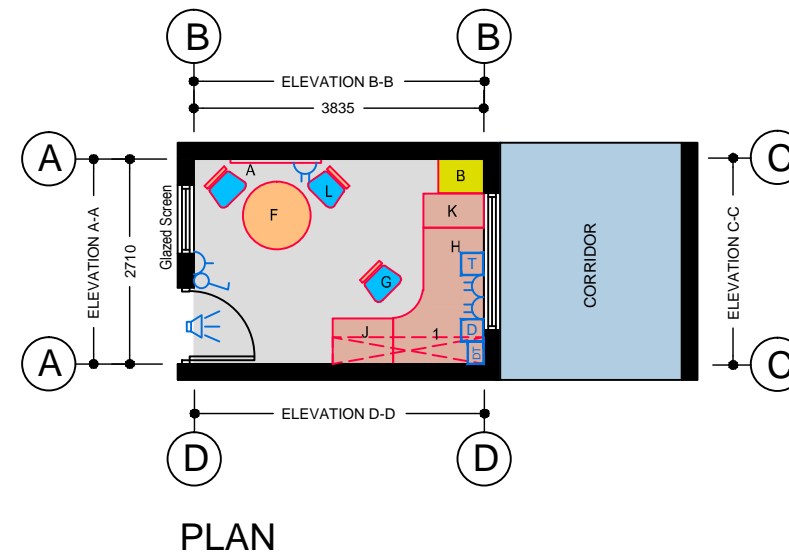
ELEVATION: B-B



ELEVATION: C-C



ELEVATION: D-D



PLAN

TECHNICAL NOTES

1. This document provides guidance in relation to the requirements for a Pastoral Office
2. This document should be read in conjunction with the Technical Guidance Documents (TDGs) as published by the Department of Education & Skills.
3. Final position of network points and associated power outlets shall be above desk/worktop height.
4. Dado trunking shall feed from above in ground floor situations and from ceiling void below if room is located on upper floors.
5. Thermostatic Radiator Valve (TRV) to be fitted to radiator.
6. Blinds to be provided
7. Minimum room width of 2600 mm to allow access for all.

FURNITURE & EQUIPMENT SCHEDULES

FIXED FURNITURE		Quantity	Code
1	High level shelving unit - 600mm high	01	HL6
LOOSE FURNITURE		Quantity	Code
A	Pinboard - 1200x1200	01	PB
B	4 Drawer Cabinet	01	FC1
F	Circular discussion table - 900 diameter.	01	DT/900
G	Office Swivel Chair	01	S3
H	Free standing workstation - 760mm high x 1800/1200mm wide	01	PWS
J	Worktop extension: 800x600x760mm high - as shown	01	WSE
K	Desk height pedestal unit 450x800x760mm high	01	PED
L	Visitor Upholstered Chair	02	S5

Appropriate provision of loose furniture for Special Education Needs should be made when required.

EQUIPMENT		Quantity	Code
None			

BUILDING SERVICES LEGEND

BUILDING SERVICES ENGINEERING SYMBOLS	Plan	Elevation
Light Switches		
Single Switched Socket Outlets		
Single Switched Socket Outlets (under worktop)		
Cleaner's Socket Outlet (not controlled by isolator)		
Twin Switched Socket Outlets		
Water Boiler Point		
Cooker or Built-in Oven Point		
Data Projector Isolating Switch		
Single Phase Power Supply		
3 Phase Power Point		
Mechanical Ventilation Power Point		
Key Operated Isolating Switch on ICT Installation only		
Key Operated Isolator/ knockout Button on Electrical Supply		
Emergency Knockout Button on Electrical Supply		
Gas Pressure Proving System Control Panel		
Emergency Knockout Button on Gas Supply		
PA Loudspeaker		
Telephone Point		
Network Point		
Projector Audio Faceplate (PAF)		
Sub-distribution Board (possible location)		
Dado Rail Trunking		
Dado Trunking (vertical drop/ rise)		
Radiator		

- GENERAL NOTES:**
1. This drawing is for information and reference only, designers are responsible for co-ordination issues and compliance with Building Regulations.
 2. Doors shall provide 850 mm clear opening width, except where indicated otherwise.
 3. Do not scale the drawing. Use figured dimensions only. All dimensions given are in millimetres.
 4. All room dimensions are "internal dimensions".
 5. Area = net internal area of the room.
 6. All elevations are internal room elevations.
 7. Any discrepancies between this document and other documents shall be reported to the Department.

POST-PRIMARY SCHOOL ROOM LAYOUTS:

**PASTORAL OFFICE
(10 m²)**

DRG NO: RT - 028	ISSUE NO: 01	SCALE: 1: 100 @ A3	DATE: Sept 2011
----------------------------	------------------------	----------------------------------	---------------------------

**AN ROINN OIDEACHAIS AGUS SCILEANNA
THE DEPARTMENT OF EDUCATION AND SKILLS**

Planning and Building Unit

