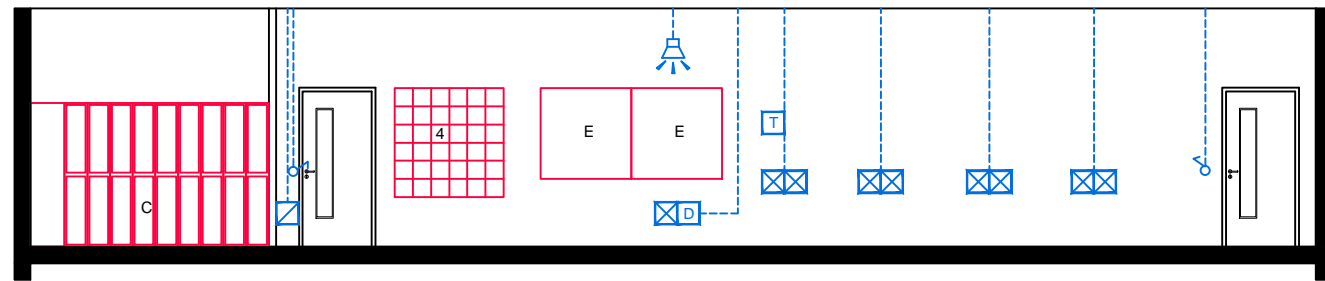
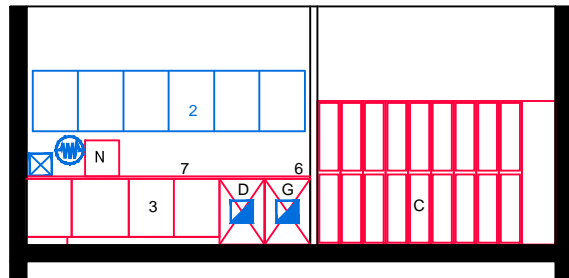


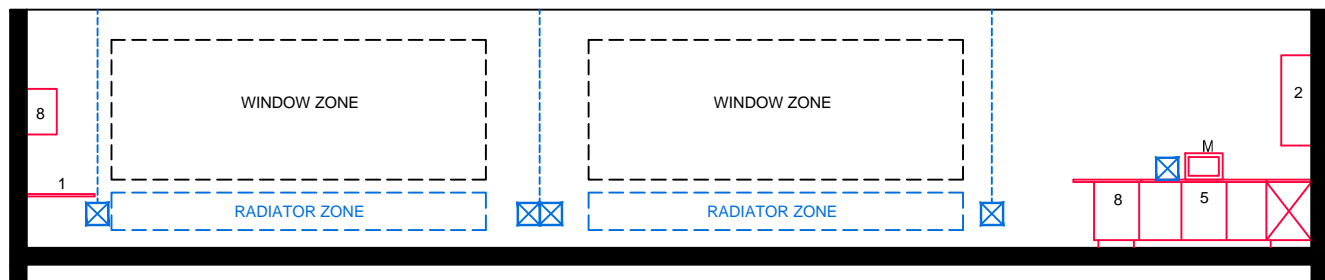
ELEVATION: A-A



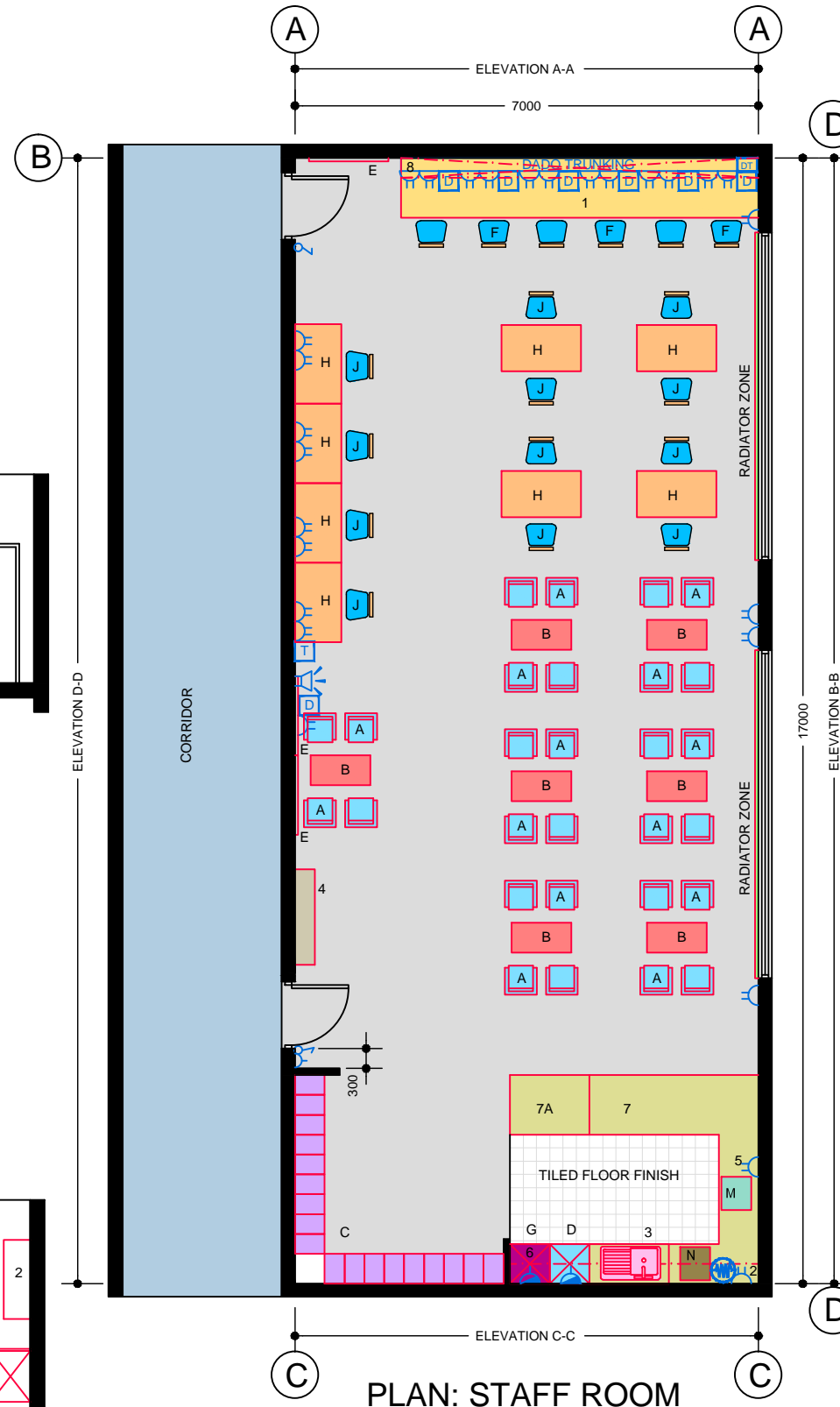
ELEVATION: B-B



ELEVATION: C-C



ELEVATION: D-D



PLAN: STAFF ROOM

**TECHNICAL NOTES**

1. This document provides guidance in relation to the requirements for a Staff Room.
2. This document should be read in conjunction with the Technical Guidance Documents (TDGs) as published by the Department of Education & Skills.
3. Final position of network points and associated power outlets shall be above desk/worktop height.
4. Dado trunking shall feed from above in ground floor situations and from ceiling void below if room is located on upper floors.
5. Control heating to room using 2-port valve and lockable digital type electronic room thermostat.
6. The proposed layout shown on this drawing to be read as an example, rather than a definitive layout.
7. 800+ schools to have 2 no water boilers, double sink and larger kitchen with appropriate access.
8. The kitchen worktop heights should facilitate access for all.
9. See schedule of accommodation for area and furniture schedule for no. of lockers.
10. The number of network points provided should reflect the size of the school e.g. the number shown are for a 500 to 799 pupil school.

**FURNITURE & EQUIPMENT SCHEDULES**

FIXED FURNITURE		
	Quantity	Code
1 Worktop 5400x900x760 high (as shown)	02	CWT
2 High level presses - 1200mm wide x1200mm high	03	HL8
3 Sink unit - 1200x600x900 high	01	SSU
4 Pigeon holes - 36 bays total	03	SPH
5 Base unit - 600x600x900mm high	02	BU
6 Worktop only, finish to match sink unit (600mm deep), 900 high	---	---
7 900 mm wide counter with base units - 850 mm high	---	---
7A 900 mm wide counter with base units - 750 mm high	---	---
8 High level storage 600 high (as shown)	04	HL6

LOOSE FURNITURE		
	Quantity	Code
A Low Easy Chair	28	S4
B Coffee tables 900x450x420 high	07	T9
C Double lockers 300Wx450Dx1900mm high	18	TLK
E Pinboard 1200x1200mm	03	PB
F Computer chairs	06	S8
H Staff Room Table: 700x1200x760mm high	08	T10
J Upholstered chair	12	S5
K Waste Paper Bin (not shown)	05	WPB
L Hat & Coat Stand (not shown)	03	HC

Appropriate provision of loose furniture for Special Education Needs should be made when required.

EQUIPMENT		
	Quantity	Code
D Dishwasher - under worktop	01	---
G Fridge - undercounter	01	---
M Microwave Oven	01	---
N Water Boiler	01	---

**BUILDING SERVICES LEGEND**

BUILDING SERVICES ENGINEERING SYMBOLS		Plan	Elevation
Light Switches		♂	♂
Single Switched Socket Outlets		⊕	⊕
Single Switched Socket Outlets (under worktop)		⊕	⊕
Cleaner's Socket Outlet (not controlled by isolator)		⊕	⊕
Twin Switched Socket Outlets		⊕	⊕
Water Boiler Point		⊕	⊕
Cooker or Built-in Oven Point		⊕	⊕
Data Projector Isolating Switch		⊕	⊕
Single Phase Power Supply		⊕	⊕
3 Phase Power Point		⊕	⊕
Mechanical Ventilation Power Point		⊕	⊕
Key Operated Isolating Switch on ICT Installation only		⊕	⊕
Key Operated Isolator/ knockout Button on Electrical Supply		⊕	⊕
Emergency Knockout Button on Electrical Supply		⊕	⊕
Gas Pressure Proving System Control Panel		⊕	⊕
Emergency Knockout Button on Gas Supply		⊕	⊕
PA Loudspeaker		⊕	⊕
Telephone Point		⊕	⊕
Network Point		⊕	⊕
Projector Audio Faceplate (PAF)		⊕	⊕
Sub-distribution Board (possible location)		⊕	⊕
Dado Rail Trunking		⊕	⊕
Dado Trunking (vertical drop/ rise)		⊕	⊕
Radiator		⊕	⊕

**GENERAL NOTES:**

1. This drawing is for information and reference only, designers are responsible for co-ordination issues and compliance with Building Regulations.
2. Doors shall provide 850 mm clear opening width, except where indicated otherwise.
3. Do not scale the drawing. Use figured dimensions only. All dimensions given are in millimetres.
4. All room dimensions are "internal dimensions".
5. Area = net internal area of the room.
6. All elevations are internal room elevations.
7. Any discrepancies between this document and other documents shall be reported to the Department.

POST-PRIMARY SCHOOL ROOM LAYOUTS:

## STAFF ROOM (Example) (120 m<sup>2</sup>)

DRG NO: <b>RT - 029</b>	ISSUE NO: <b>01</b>	SCALE: <b>1: 100 @ A3</b>	DATE: <b>Sept 2011</b>
----------------------------	------------------------	----------------------------------	---------------------------

**AN ROINN OIDEACHAIS AGUS SCILEANNA  
THE DEPARTMENT OF EDUCATION AND SKILLS**

**Planning and Building Unit**