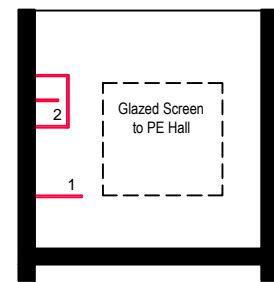
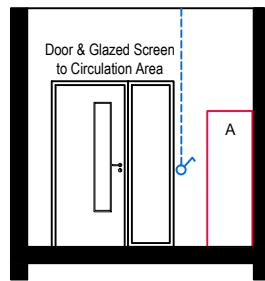


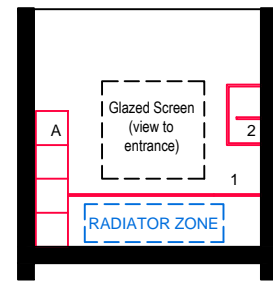
ELEVATION: A-A



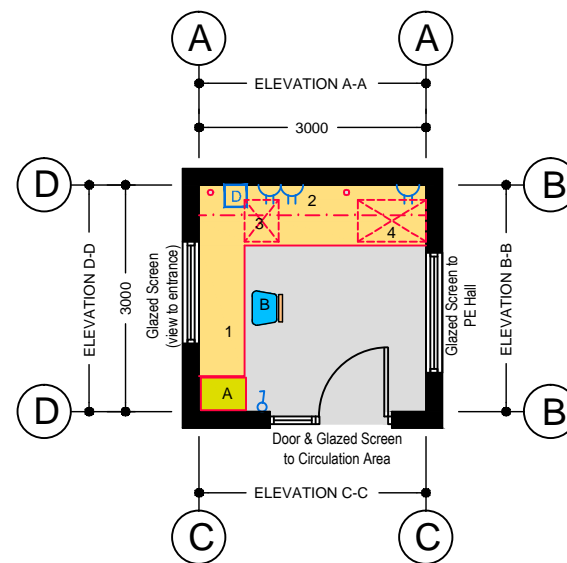
ELEVATION: B-B



ELEVATION: C-C



ELEVATION: D-D



TECHNICAL NOTES

1. This document provides guidance in relation to the requirements for a PE Control Centre/ Instructor's Office.
2. This document should be read in conjunction with the Technical Guidance Documents (TDGs) as published by the Department of Education & Skills.
3. Final position of network points and associated power outlets shall be above desk/worktop height.
4. Control heating to room using 2-port valve and lockable digital type electronic room thermostat.
5. TRVs to be fitted to radiators

FURNITURE & EQUIPMENT SCHEDULES

FIXED FURNITURE		Quantity	Code
1	Office Workstation - 760mm high (as shown)	---	OWS
2	High level presses (as shown)	---	HL8
3	Pedestal Drawer Unit	01	PDU
4	Underdesk Storage	01	UDS

LOOSE FURNITURE		Quantity	Code
A	Filing Cabinet - 4 drawers	01	FC1
B	Upholstered Chair	01	S5

Appropriate provision of loose furniture for Special Education Needs should be made when required.

EQUIPMENT		Quantity	Code
None			

BUILDING SERVICES LEGEND

BUILDING SERVICES ENGINEERING SYMBOLS	Plan	Elevation
Light Switches		
Single Switched Socket Outlets		
Single Switched Socket Outlets (under worktop)		
Cleaner's Socket Outlet (not controlled by isolator)		
Twin Switched Socket Outlets		
Water Boiler Point		
Cooker or Built-in Oven Point		
Data Projector Isolating Switch		
Single Phase Power Supply		
3 Phase Power Point		
Mechanical Ventilation Power Point		
Key Operated Isolating Switch on ICT Installation only		
Key Operated Isolator/ knockout Button on Electrical Supply		
Emergency Knockout Button on Electrical Supply		
Gas Pressure Proving System Control Panel		
Emergency Knockout Button on Gas Supply		
PA Loudspeaker		
Telephone Point		
Network Point		
Projector Audio Faceplate (PAF)		
Sub-distribution Board (possible location)		
Dado Rail Trunking		
Dado Trunking (vertical drop/ rise)		
Radiator		

GENERAL NOTES:

1. This drawing is for information and reference only, designers are responsible for co-ordination issues and compliance with Building Regulations.
2. Doors shall provide 850 mm clear opening width, except where indicated otherwise.
3. Do not scale the drawing. Use figured dimensions only. All dimensions given are in millimetres.
4. All room dimensions are "internal dimensions".
5. Area = net internal area of the room.
6. All elevations are internal room elevations.
7. Any discrepancies between this document and other documents shall be reported to the Department.

POST-PRIMARY SCHOOL ROOM LAYOUTS:

PE CONTROL CENTRE/ INSTRUCTOR'S OFFICE (9 m²)

DRG NO: RT - 035	ISSUE NO: 01	SCALE: 1: 100 @ A3	DATE: Sept 2011
----------------------------	------------------------	----------------------------------	---------------------------

AN ROINN OIDEACHAIS AGUS SCILEANNA THE DEPARTMENT OF EDUCATION AND SKILLS

Planning and Building Unit

